



SPECIFICATION

宏致電子股份有限公司

桃園縣中壢市東園路13號

No.13, Dongyuan Rd., Zhongli City,

Taoyuan County 320, Taiwan (R.O.C.)

TEL: +886-3-463-2808

FAX: +886-3-463-1800

SPEC. NO.: PS-51511-XXXXX-XXX REVISION: D

PRODUCT NAME: 0.3 mm PITCH ZIF BACK-FLIP FPC CONN.

SMT R/A D/C TYPE

PRODUCT NO: 51511 & 51515 & 51583 & 51589 & 51594 SERIES

PREPARED: Hang, Shun Sen DATE: 2018/02/01	CHECKED: Lu, Jing Quan DATE: 2018/02/01	APPROVED: hsieh, fu yu DATE: 2018/02/01
--	--	--



TITLE: FPC 0.3 PITCH EASY ON BACK FLIP TYPE

RELEASE DATE: 2018/02/01

REVISION: D

ECN No: ECN-1802022

PAGE: **2** OF **16**

1	REVISION HISTORY	3
2	SCOPE.....	4
3	APPLICABLE DOCUMENTS	4
4	REQUIREMENTS	4
5	PERFORMANCE	5
6	INFRARED REFLOW CONDITION.....	8
7	PRODUCT QUALIFICATION AND TEST SEQUENCE.....	9
8	FPC RETENTION FORCE	10
9	CONNECTOR OPERATION	11

TITLE: **FPC 0.3 PITCH EASY ON BACK FLIP TYPE**

RELEASE DATE: 2018/02/01

REVISION: D

ECN No: ECN-1802022

PAGE: **3** OF **16**

1 Revision History

Rev.	ECN #	Revision Description	Prepared	Date
1	ECN-1007212	ADD CONNECTOR OPERATION & RELEASE REV-1	JAMESLEN	2010.08.09
2	ECN-1012020	ADD 51515-XXXXX-XXX SERIES	JAMESLEN	2010.12.01
O	ECN-1208223	AMENDMENT CONNECTOR OPERATION	JAMESLEN	2010.07.01
A	ECN-1212395	ADD 51589-XXXXX-XXX SERIES AND FPC RETENTION FORCE SERIES	TANGENHUI	2012.12.06
B	ECN-1310141	MODIFY THE THERMOPLASTIC HIGH TEMP FOR ACTUATOR	JILL	2013.10.15
C	ECN-1610012	ADD Working voltage	JILL	2016.10.05
D	ECN-1802022	ADD 51594-XXXXX-XXX SERIES	Huang,Shun Sen	2018/02/01

TITLE: **FPC 0.3 PITCH EASY ON BACK FLIP TYPE**

RELEASE DATE: 2018/02/01

REVISION: D

ECN No: ECN-1802022

PAGE: **4** OF **16**

2 SCOPE

This specification covers performance, tests and quality requirements for 0.3 mm pitch 1.0 mm above board, Both contact, Back-Flip Easy on ZIF FPC connector.

ACES Part/Number : 51511 & 51515 & 51583 & 51589&51594 SERIES

3 APPLICABLE DOCUMENTS

EIA-364: ELECTRONICS INDUSTRIES ASSOCIATION

4 REQUIREMENTS

4.1 Design and Construction

- 4.1.1 Product shall be of design, construction and physical dimensions specified on applicable product drawing.
- 4.1.2 All materials conform to R.o.H.S. and the standard depends on TQ-WI-140101.

4.2 Materials and Finish

- 4.2.1 Contact: High performance copper alloy (Phosphor Bronze)
Finish: (a) Contact Area: Refer to the drawing.
(b) Under plate: Refer to the drawing.
(c) Solder area: Refer to the drawing.
- 4.2.2 Housing: Thermoplastic or Thermoplastic High Temp., UL94V-0
- 4.2.3 Actuator: Thermoplastic or Thermoplastic High Temp., UL94V-HB
- 4.2.4 Fitting Nail: Copper Alloy, Finish: Refer to the drawing.

4.3 Ratings

- 4.3.1 Working voltage less than 36 volts AC (per pin)
- 4.3.2 Voltage: 50 Volts AC (per pin)
- 4.3.3 Current: 0.2 Amperes (per pin)
- 4.3.4 Operating Temperature : -40°C to +85°C

TITLE: **FPC 0.3 PITCH EASY ON BACK FLIP TYPE**

RELEASE DATE: 2018/02/01

REVISION: D

ECN No: ECN-1802022

PAGE: **5** OF **16**

5 Performance

5.1. Test Requirements and Procedures Summary

Item	Requirement	Standard
Examination of Product	Product shall meet requirements of applicable product drawing and specification.	Visual, dimensional and functional per applicable quality inspection plan.
ELECTRICAL		
Item	Requirement	Standard
Low Level Contact Resistance	100 m Ω Max. per contact	Mate connectors, measure by dry circuit, 20mV Max., 100mA Max. (EIA-364-23)
Insulation Resistance	50 M Ω Min.	Unmated connectors, apply 125 V DC between adjacent terminals. (EIA-364-21)
Dielectric Withstanding Voltage	No discharge, flashover or breakdown. Current leakage: 1 mA max.	125 VAC Min. at sea level for 1 minute. Test between adjacent contacts of unmated connectors. (EIA-364-20)
Temperature rise	30°C Max. Change allowed	Mate connector: measure the temperature rise at rated current until temperature stable. The ambient condition is still air at 25°C (EIA-364-70, METHOD1,CONDITION1)

TITLE: FPC 0.3 PITCH EASY ON BACK FLIP TYPE

RELEASE DATE: 2018/02/01

REVISION: D

ECN No: ECN-1802022

PAGE: **6** OF **16**

MECHANICAL		
Item	Requirement	Standard
Durability	10 cycles.	The sample should be mounted in the tester and fully mated and unmated the number of cycles specified at the rate of 25.4 ± 3mm/min. (EIA-364-09)
FPC Retention Force	Refer to page.10 FPC retention force	A connector shall be soldered on a board and insert the actuator, pull the FPC at the speed rate of 25.4 ± 3 mm/min.
Terminal /Housing Retention Force	50 gf MIN.	Operation Speed : 25.4 ± 3 mm/minute. Measure the contact retention force with Tensile strength tester.
Fitting Nail /Housing Retention Force	50 gf MIN.	Operation Speed : 25.4 ± 3 mm/minute. Measure the contact retention force with Tensile strength tester.
Vibration	1 μs Max.	The electrical load condition shall be 100 mA maximum for all contacts. Subject to a simple harmonic motion having amplitude of 0.76mm (1.52mm maximum total excursion) in frequency between the limits of 10 and 55 Hz. The entire frequency range, from 10 to 55 Hz and return to 10 Hz, shall be traversed in approximately 1 minute. This motion shall be applied for 2 hours in each of three mutually perpendicular directions. (EIA-364-28 Condition I)
Shock (Mechanical)	1 μs Max.	Subject mated connectors to 50 G's (peak value) half-sine shock pulses of 11 milliseconds duration. Three shocks in each direction shall be applied along the three mutually perpendicular axes of the test specimen (18 shocks). The electrical load condition shall be 100mA maximum for all contacts. (EIA-364-27, test condition A)

TITLE: FPC 0.3 PITCH EASY ON BACK FLIP TYPE

RELEASE DATE: 2018/02/01

REVISION: D

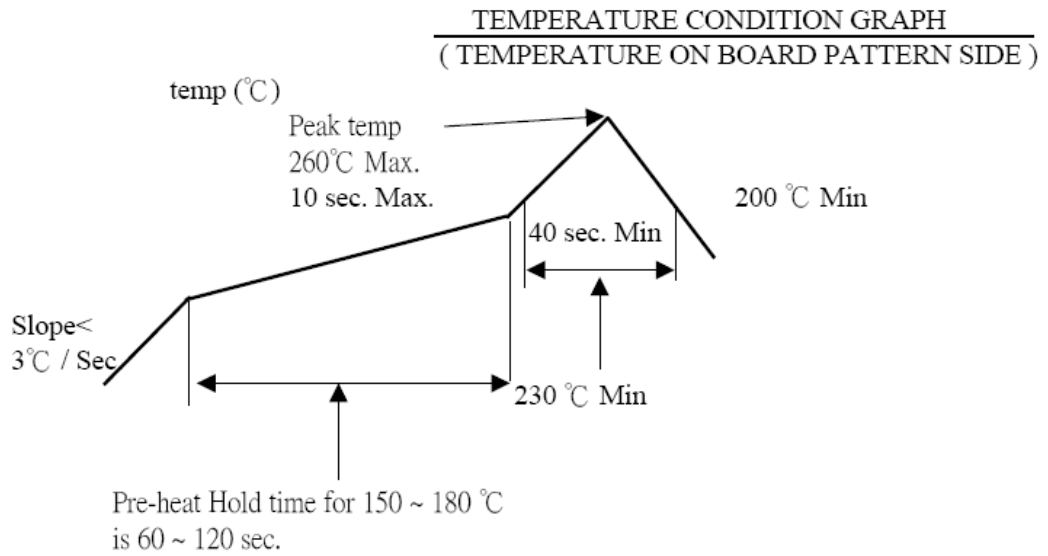
ECN No: ECN-1802022

PAGE: **7** OF **16**

ENVIRONMENTAL		
Item	Requirement	Standard
Resistance to Reflow Soldering Heat	See Product Qualification and Test Sequence Group 10 (Lead Free)	Pre Heat : 150°C~180°C, 60~120sec. Heat : 230°C Min., 40sec Min. Peak Temp. : 260°C Max, 10sec Max.
Thermal Shock	See Product Qualification and Test Sequence Group 4	Mate module and subject to follow condition for 5 cycles. 1 cycles: -55 +0/-3 °C, 30 minutes +85 +3/-0 °C, 30 minutes (EIA-364-32, test condition I)
Humidity	See Product Qualification and Test Sequence Group 4	Mated Connector 40°C, 90~95% RH, 96 hours. (EIA-364-31, Condition A, Method II)
Temperature life	See Product Qualification and Test Sequence Group 5	Subject mated connectors to temperature life at 85°C for 96 hours. (EIA-364-17, Test condition A)
Salt Spray (Only For Gold Plating)	See Product Qualification and Test Sequence Group 6	Subject mated/unmated connectors to 5% salt-solution concentration, 35°C (I) Gold flash for 8 hours (II) Gold plating 5 u" for 96 hours. (EIA-364-26)
Solder ability	Tin plating: Solder able area shall have minimum of 95% solder coverage. Gold plating: Solder able area shall have minimum of 75% solder coverage	And then into solder bath, Temperature at 245 ±5°C, for 4-5 sec. (EIA-364-52)
Hand Soldering Temperature Resistance	Appearance: No damage	T ≥ 350°C, 3sec at least.

Note. Flowing Mixed Gas shall be conducted by customer request.

6 INFRARED REFLOW CONDITION



TITLE: FPC 0.3 PITCH EASY ON BACK FLIP TYPE

RELEASE DATE: 2018/02/01

REVISION: D

ECN No: ECN-1802022

PAGE: **9** OF **16**

7 PRODUCT QUALIFICATION AND TEST SEQUENCE

Test or Examination	Test Group									
	1	2	3	4	5	6	7	8	9	10
	Test Sequence									
Examination of Product				1、7	1、6	1、4		1		1
Low Level Contact Resistance		1、5	1、4	2、10	2、9	2、5				3
Insulation Resistance				3、9	3、8					
Dielectric Withstanding Voltage				4、8	4、7					
Temperature rise	1									
Durability		3								
Vibration			2							
Shock (Mechanical)			3							
Thermal Shock				5						
Humidity				6						
Temperature life					5					
Salt Spray(Only For Gold Plating)						3				
Solder ability							1			
FPC Retention Force		2、4								
Terminal / Housing Retention Force									1	
Fitting Nail /Housing Retention Force									2	
Resistance to Soldering Heat										2
Hand Soldering Temperature Resistance								2		
Sample Size	2	4	4	4	4	4	2	4	4	4

TITLE: **FPC 0.3 PITCH EASY ON BACK FLIP TYPE**

RELEASE DATE: 2018/02/01

REVISION: D

ECN No: ECN-1802022

PAGE: **10** OF **16**

8 FPC RETENTION FORCE

Unit: gf

No. of CKT	1 st Min.	10 th Min.
11	110	100
13	130	110
15	150	120
17	170	140
19	190	160
21	220	190
23	240	210
25	260	230
27	280	250
29	300	270
31	320	290
33	340	310
35	360	330
37	380	350
39	400	370
41	420	390
45	460	430
51	520	490
61	620	590
63	640	610
71	720	690

TITLE: **FPC 0.3 PITCH EASY ON BACK FLIP TYPE**

RELEASE DATE: 2018/02/01

REVISION: D



ECN No: ECN-1802022

PAGE: **11** OF **16**

9 CONNECTOR OPERATION

Exercise care when handling connectors. Follow recommendations given below.

- A. Please open and close the actuator with the connector is mounted on the P.C.Board, and the FPC inserted. The actuator might not come off from the opening and shutting of the actuator in the state that FPC is not inserted and do not do, please.
- B. FPC Correct insertion verification
A visual comparison of the edge of the housing opening and the FPC pattern boundary will prevent diagonal insertion and partial insertion errors.



TITLE: FPC 0.3 PITCH EASY ON BACK FLIP TYPE



RELEASE DATE: 2018/02/01

REVISION: D

ECN No: ECN-1802022

PAGE: **12** OF **16****C. Locking**

After FPC/FFC insertion, rotate the actuator down to a full stop, pushing it at the center.



About the lock operation When you lock, it is recommended what the actuator does as a whole, and the actuator was shut surely.

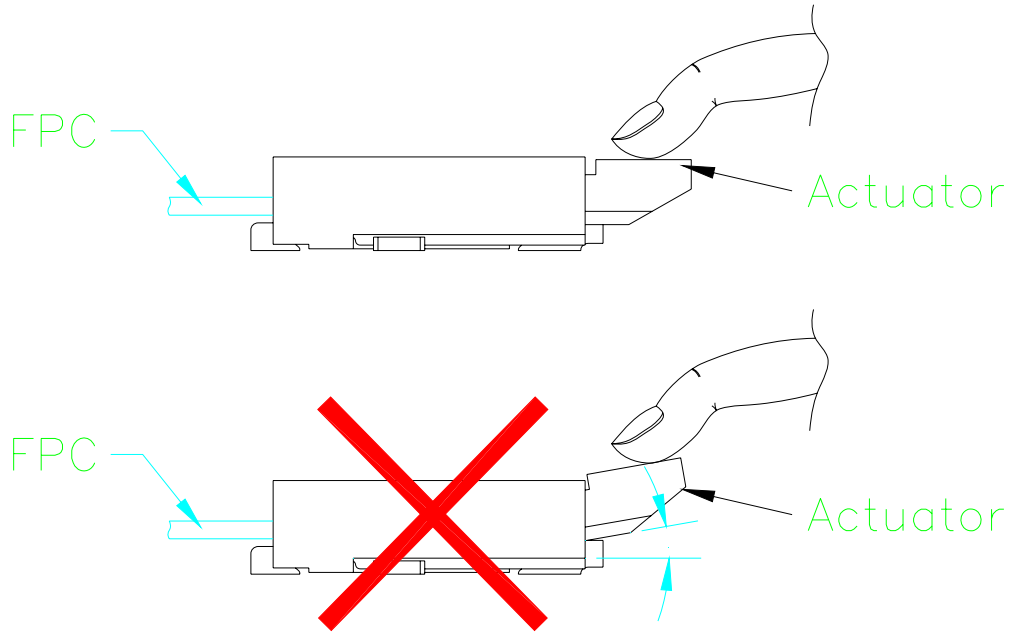
TITLE: FPC 0.3 PITCH EASY ON BACK FLIP TYPE

RELEASE DATE: 2018/02/01

REVISION: D



ECN No: ECN-1802022

PAGE: **13** OF **16**



D. Lock release

Carefully rotate the actuator up to 90°, lifting it at the center.



TITLE: FPC 0.3 PITCH EASY ON BACK FLIP TYPE

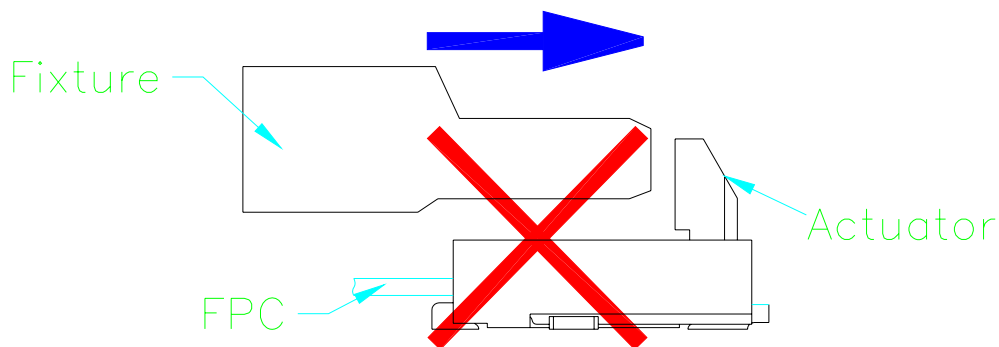

RELEASE DATE: 2018/02/01

REVISION: D

ECN No: ECN-1802022

PAGE: **14** OF **16**

- The actuator opens by rotating it in the direction **OPPOSITE** to the direction of the insertion of the FPC. **DO NOT** attempt to open it from the same side as the insertion of the FPC.



Precautions

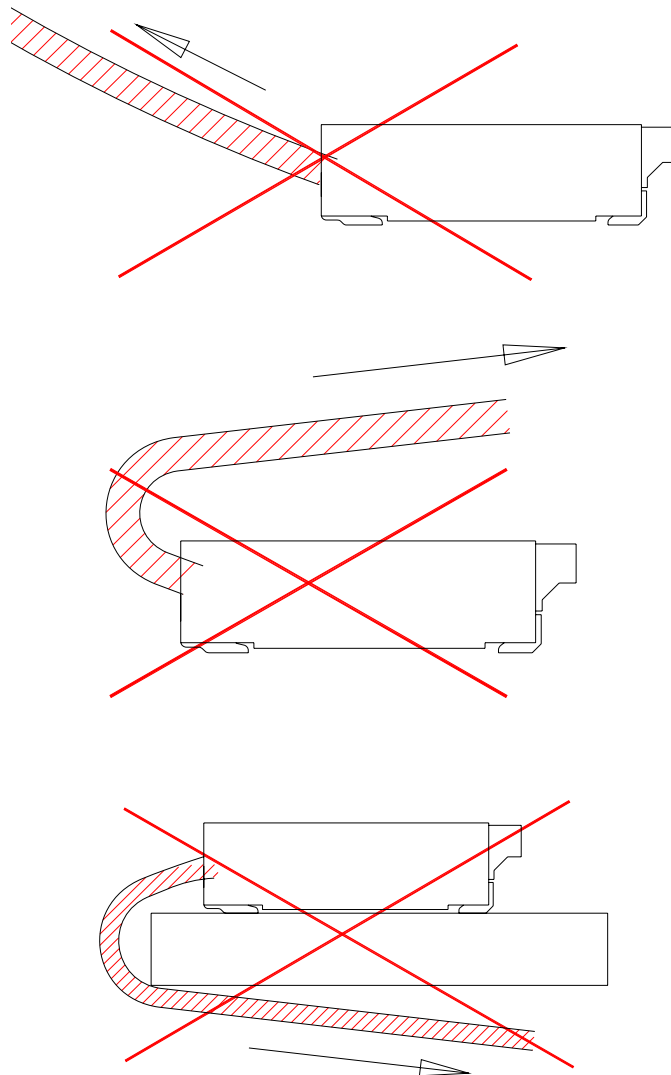
E. This connector is small and thin and requires delicate and careful handling.

Be very careful not to apply any force to the FPC after inserting it.

Otherwise, the connector may become unlocked or the FPC may break.

Fix the FPC, in particular, when loads are applied to it continuously.

Design the FPC layout with care not to bend it sharply near the insertion opening.



TITLE: FPC 0.3 PITCH EASY ON BACK FLIP TYPE

RELEASE DATE: 2018/02/01

REVISION: D

ECN No: ECN-1802022

PAGE: **16** OF **16**

FPC Bending Direction

