



SPECIFICATION

宏致電子股份有限公司

桃園縣中壢市東園路13號

No.13, Dongyuan Rd., Jhongli City,

Taoyuan County 320, Taiwan (R.O.C.)

TEL: +886-3-463-2808

FAX: +886-3-463-1800

SPEC. NO.: PS-51023-XXXXX-XXX

REVISION: 0

PRODUCT NAME: 0.4mm BOARD TO FPC CONN. SMT D/R S/T TYPE

PRODUCT NO: 51023-XXXXX-XXX SERIES
51024-XXXXX-XXX SERIES

PREPARED: CARL DATE: 2013/12/31	CHECKED: RYAN DATE: 2013/12/31	APPROVED: JASON DATE: 2013/12/31
--	---	---



TITLE: 0.4MM BOARD TO FPC CONN. SMT D/R S/T TYPE

RELEASE DATE: 2013/08/1

REVISION: 0

ECN No: 1401217

PAGE: 2 OF 9

1	REVISION HISTORY	3
2	SCOPE.....	4
3	APPLICABLE DOCUMENTS	4
4	REQUIREMENTS	4
5	PERFORMANCE	5
6	INFRARED REFLOW CONDITION.....	7
7	PRODUCT QUALIFICATION AND TEST SEQUENCE.....	8
8	CONNECTOR USAGE.....	9



Aces P/N: 51023 series

TITLE: 0.4MM BOARD TO FPC CONN. SMT D/R S/T TYPE

RELEASE DATE: 2013/08/1

REVISION: 0

ECN No: 1401217

PAGE: 3 OF 9

1 Revision History

Rev.	ECN #	Revision Description	Prepared	Date
1	1204097	FOR PDR APD1010070 NEW REV	ALEX	2012/04/30
0	1401217	RELEASE	CARL	2013/12/31

TITLE: **0.4MM BOARD TO FPC CONN. SMT D/R S/T TYPE**

RELEASE DATE: 2013/08/1

REVISION: 0

ECN No: 1401217

PAGE: **4 OF 9**

2 SCOPE

This specification covers performance, tests and quality requirements for **0.4mm BOARD TO FPC CONN. SMT D/R S/T TYPE**

3 APPLICABLE DOCUMENTS

EIA-364: ELECTRONICS INDUSTRIES ASSOCIATION

4 REQUIREMENTS

4.1 Design and Construction

- 4.1.1 Product shall be of design, construction and physical dimensions specified on applicable product drawing.
- 4.1.2 All materials conform to R.o.H.S. and the standard depends on TQ-WI-140101.

4.2 Materials and Finish

- 4.2.1 Contact: High performance copper alloy (**Phosphor Bronze**)
Finish: (a) Contact Area: **Refer to the drawing.**
(b) Under plate: **Refer to the drawing.**
(c) Solder area: **Refer to the drawing.**
- 4.2.2 Housing: Thermoplastic or Thermoplastic High Temp., UL94V-0
- 4.2.3 Fitting Nail: **Copper Alloy, Finish: Refer to the drawing.**

4.3 Ratings

- 4.3.1 **Working Voltage Less than 36 Volts (per pin)**
- 4.3.2 Voltage: 60 Volts AC/DC (per pin)
- 4.3.3 Current: 0.3 Amperes (per pin)
All pins can carry 5A Max.
- 4.3.4 Operating Temperature : -55°C to +85°C

TITLE: 0.4MM BOARD TO FPC CONN. SMT D/R S/T TYPE

RELEASE DATE: 2013/08/1

REVISION: O

ECN No: 1401217

PAGE: **5 OF 9**

5 Performance

5.1. Test Requirements and Procedures Summary

Item	Requirement	Standard
Examination of Product	Product shall meet requirements of applicable product drawing and specification.	Visual, dimensional and functional per applicable quality inspection plan.
ELECTRICAL		
Item	Requirement	Standard
Low Level Contact Resistance	70 m Ω Max.(initial)per contact 90 m Ω Max.(finish)	Mate connectors, measure by dry circuit, 20mV Max., 100mA Max. (EIA-364-23)
Insulation Resistance	1000 M Ω Min.	Unmated connectors, apply 250 V DC between adjacent terminals. (EIA-364-21)
Dielectric Withstanding Voltage	No discharge, flashover or breakdown. Current leakage: 1 mA max.	150 VAC Min. at sea level for 1 minute. Test between adjacent contacts of unmated connectors. (EIA-364-20)
Temperature rise	30°C Max. Change allowed	Mate connector: measure the temperature rise at rated current until temperature stable. The ambient condition is still air at 25°C (EIA-364-70,METHOD1,CONDITION1)
MECHANICAL		
Item	Requirement	Standard
Durability	30 cycles.	The sample should be mounted in the tester and fully mated and unmated the number of cycles specified at the rate of 25.4 \pm 3mm/min. (EIA-364-09)
Mating/Unmating Forces	Mating 0.981N (Max.) /Per Pin Unmating 0.165N(Min.)/Per Pin	Operation Speed : 25.4 \pm 3 mm/minute.. Measure the force required to mate/unmate connector. (EIA-364-13)
Terminal / Housing Retention Force (Rcpt. CONN.)	0.05kgf MIN.	Apply axial pull out force at the speed rate of 25.4 \pm 3 mm/minute. On the terminal assembled in the housing.
Fitting Nail /Housing Retention Force (Plug/Rcpt. CONN.)	0.03kgf MIN.	Operation Speed : 25.4 \pm 3 mm/minute. Measure the contact retention force with Tensile strength tester.

TITLE: 0.4MM BOARD TO FPC CONN. SMT D/R S/T TYPE

RELEASE DATE: 2013/08/1

REVISION: 0

ECN No: 1401217

PAGE: **6 OF 9**

Vibration	1 μ s Max.	The electrical load condition shall be 100 mA maximum for all contacts. Subject to a simple harmonic motion having amplitude of 0.76mm (1.52mm maximum total excursion) in frequency between the limits of 10 and 55 Hz . The entire frequency range, from 10 to 55 Hz and return to 10 Hz , shall be traversed in approximately 1 minute. This motion shall be applied for 2 hours in each of three mutually perpendicular directions. (EIA-364-28 Condition I)
Shock (Mechanical)	1 μ s Max.	Subject mated connectors to 50 G's (peak value) half-sine shock pulses of 11 milliseconds duration. Three shocks in each direction shall be applied along the three mutually perpendicular axes of the test specimen (18 shocks). The electrical load condition shall be 100mA maximum for all contacts. (EIA-364-27, test condition A)

ENVIRONMENTAL

Item	Requirement	Standard
Resistance to Reflow Soldering Heat	See Product Qualification and Test (Lead Free)	Pre Heat : 150°C~180°C, 60~120sec. Heat : 230°C Min., 40sec Min. Peak Temp. : 260°C Max, 10sec Max.
Thermal Shock	See Product Qualification and Test Sequence Group 4	Mate module and subject to follow condition for 5 cycles. 1 cycles: -55 +0/-3 °C, 30 minutes +85 +3/-0 °C, 30 minutes (EIA-364-32, test condition I)
Humidity	See Product Qualification and Test Sequence Group 4	Mated Connector 40°C, 90~95% RH, 120 hours. (EIA-364-31, Condition A, Method II)
Temperature life	See Product Qualification and Test Sequence Group 5	Subject mated connectors to temperature life at 85°C for 96 hours . (EIA-364-17, Test condition A)

TITLE: 0.4MM BOARD TO FPC CONN. SMT D/R S/T TYPE

RELEASE DATE: 2013/08/1

REVISION: O

ECN No: 1401217

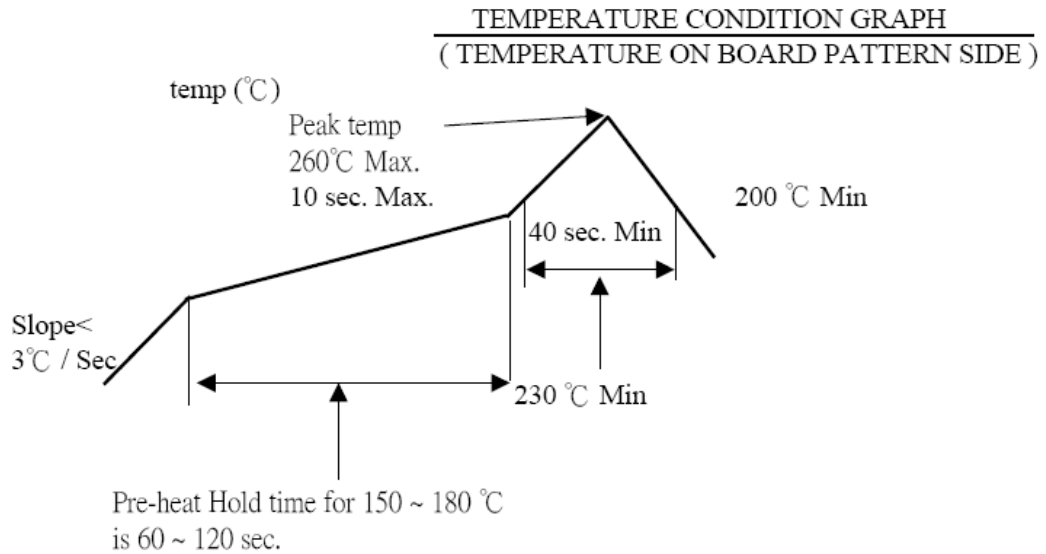
PAGE: 7 OF 9

Salt Spray (Only For Gold Plating)	See Product Qualification and Test Sequence Group 6	Subject mated/unmated connectors to 5% salt-solution concentration, 35°C (I) Gold flash for 8 hours (II) Gold plating 5 u" for 96 hours. (EIA-364-26)
Solder ability	Tin plating: Solder able area shall have minimum of 95% solder coverage. Gold plating: Solder able area shall have minimum of 75% solder coverage	And then into solder bath, Temperature at 245 ±5°C, for 4-5 sec. (EIA-364-52)
Hand Soldering Temperature Resistance	Appearance: No damage	T ≥ 350°C, 3sec at least.

Note. Flowing Mixed Gas shall be conducted by customer request.

6 INFRARED REFLOW CONDITION

6.1. Lead-Free Process



TITLE: 0.4MM BOARD TO FPC CONN. SMT D/R S/T TYPE

RELEASE DATE: 2013/08/1

REVISION: 0

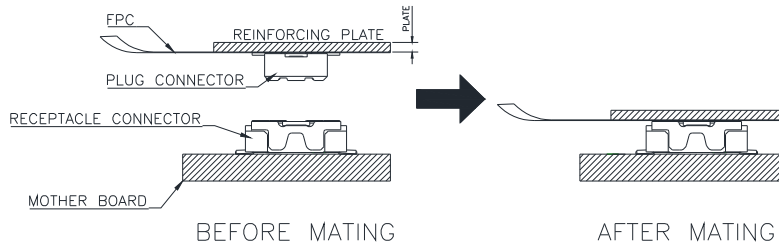
ECN No: 1401217

PAGE: 8 OF 9

7 PRODUCT QUALIFICATION AND TEST SEQUENCE

Test or Examination	Test Group									
	1	2	3	4	5	6	7	8	9	
	Test Sequence									
Examination of Product	1,3	1	1	1、7	1、6	1、4			1,3	
Low Level Contact Resistance		2、6	2、5	2、8	2、7	2、5				
Insulation Resistance				3、9	3、8					
Dielectric Withstanding Voltage				4、10	4、9					
Temperature rise	2									
Mating / Unmating Forces		3、5								
Durability		4								
Vibration			3							
Shock (Mechanical)			4							
Thermal Shock				5						
Humidity				6						
Temperature life					5					
Salt Spray(Only For Gold Plating)						3				
Solder ability							1			
Terminal / Housing Retention Force (Rcpt. CONN.)								1		
Fitting Nail /Housing Retention Force (PLUG/Rcpt. CONN.)								2		
Hand Soldering Temperature Resistance									2	
Sample Size	2	4	4	4	4	4	2	4	4	

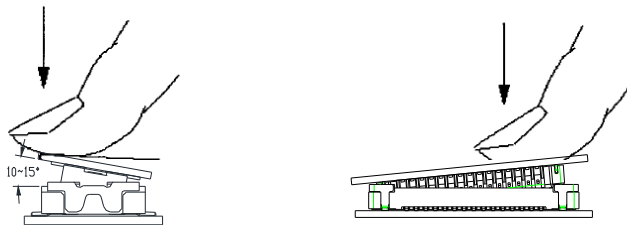
8. CONNECTOR USAGE



MATING PROCEDURE

1. Set the FPC block's position roughly.
2. Check the position of FPC block, moving it slightly.
3. Mate the connector until it becomes flat. (Don't push by too much force)
4. Check the mating state by pushing every corner of connector to prevent from Miss mating.

Check the mating condition



UNMATING PROCEDURE

