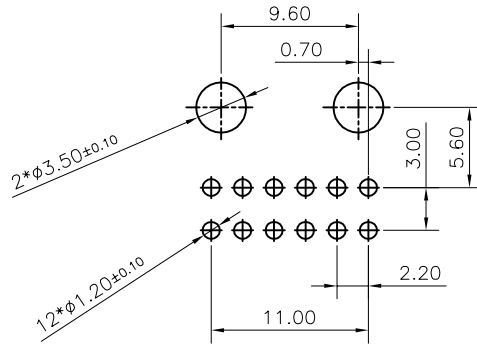
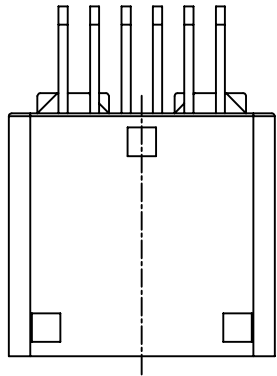
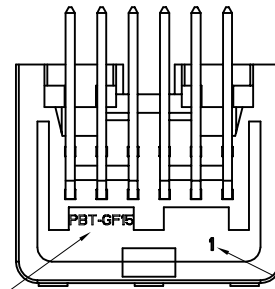
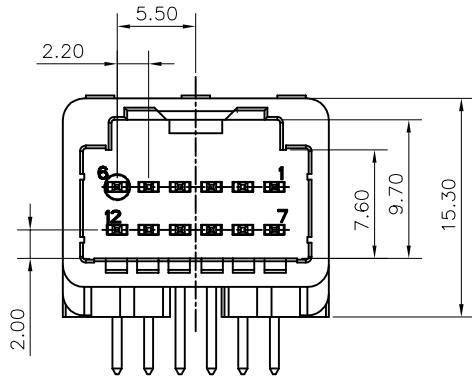


A B C D E F



RECOMMEND PCB LAYOUT
GENERAL TOLERANCE \pm 0.05



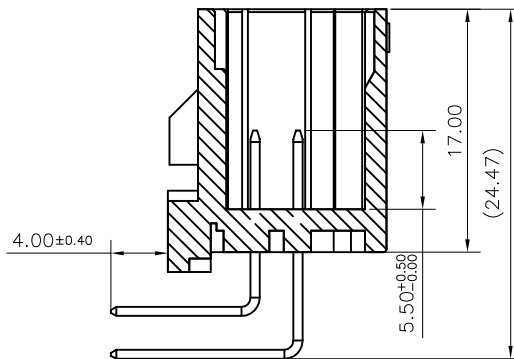
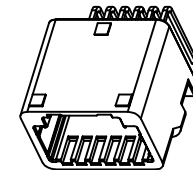
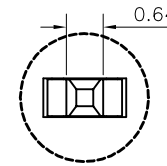
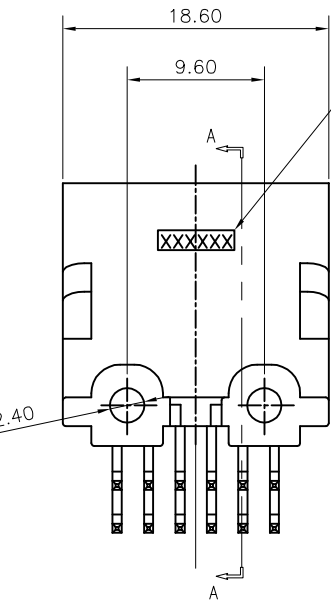
- NOTES:
- MATERIAL:
 - MATERIAL: PBT, UL 94-HB, COLOR IS NATURAL.(WHITE)
 - CONTACT: BRASS
 - FINISH:
 - 10u" Min. NICKEL PLATING OVERALL
 - 50u" Min. Tin PLATING OVERALL
 - THE CAVITY, LOGO MAX HEIGHT 0.10mm ABOVE SURFACE. THE TEXT HEIGHT IS ABOUT 1mm.
 - IF ANY DIMENSIONS OR DRAFT ANGLES WEREN'T MARKED, PLS. REFER TO 3D DRAWING
 - RECOMMENDED SCREW: PAN-HEADED, TAPPING SCREW OF DIA 3mm, LENGTH: SEE TABLE A
 - SPEC. PLS. REFER TO SPEC-91235-XXXX
 - PACKAGE PLS. REFER TO 91235-012XX-TRAY
 - PART NUMBER

91235-012 X X - CA1

NO OF CKT ——— PLATING
PACKING ——— 3: PURE TIN(LEAD FREE)
1:TUBE
2:TRAY

8. DATE CODE 編碼原則: 91235-012XX-CA1
 年分代碼: 0=2010年
 月份代碼: A(1月), B(2月)...
 日期代碼: 8=08號
 廠別代碼:
 重工品代碼: "&" "_" 非重工品代碼為空白

廠別代碼:
 T=TW-台灣
 D=DG-東莞
 E=KS-昆山長江廠
 K=KS-昆山青陽廠
 G=CG-重慶



SECTION C-C

TABLE A

PCB THICKNESS (mm)	1.2	1.6
NOMINAL LENGTH OF SCREW(mm)	5	6

一般公差 TOLERANCES X \pm 0.5 .XX \pm 0.15 X \pm 0.25 .XXX \pm 0.10 ANGLES \pm 2°	宏致電子股份有限公司 Aces Electronics Co.,Ltd.	
檢驗尺寸標示 SYMBOLS \odot \ominus INDICATE CLASSIFICATION DIMENSION \odot MARK IS CRITICAL DIM. \ominus MARK IS MAJOR DIM.	品名 (TITLE) 2.2MM PITCH WTB WAFER CONN. 圖號 (DWG.NO) 91235-012XX-CA1	製圖 (DR) 17/08/14 Lin Chia Cheng 審核 (CHKD) Lee Kuang En 核准 (APPD) Lee Kuang En
表面處理 (FINISH)	比例 (SCALE) 單位 (UNITS) 2:1 mm	張數 (SHEET) SIZE REV 1 OF 1 A4 C

A B C D E F