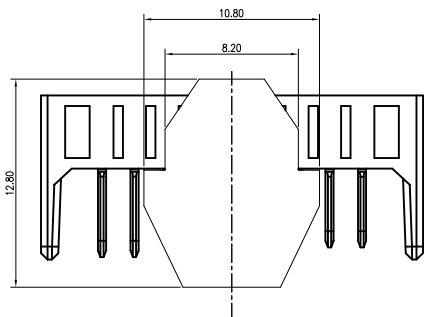
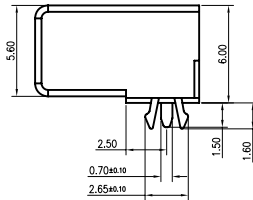
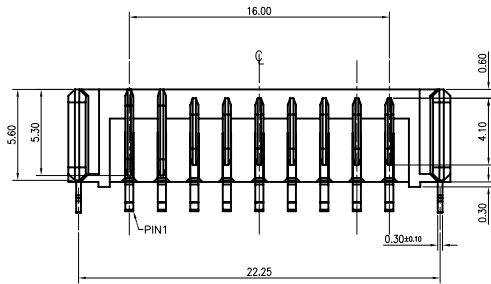
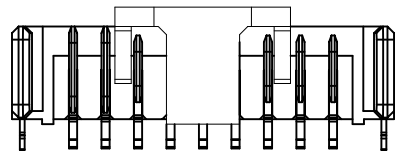


RECOMMENDED P.C.B. LAYOUT
TOLERANCE ±0.05 mm



WITH COVER DRAWING

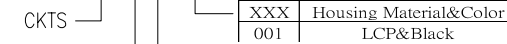


NOTES:

1. MATERIAL:
 - 1.1 HOUSING: THERMOPLASTIC, HIGH TEMP.,UL94V-0.
 - 1.2 CONTACT: COPPER ALLOY.
 - 1.3 HOOK: COPPER ALLOY.
2. FINISH:
 - 2.1 CONTACT:
 - 50~100u" MIN. NICKEL UNDERPLATING OVERALL.
 - 1: G/F PLATED ON CONTACT AND SOLDER TAIL AREA
 - 2: G/F PLATED ON CONTACT AND 100~200u" MATT TIN ON SOLDER TAIL AREA
 - 2.2 SOLDER:
 - 50~100u" MIN. NICKEL UNDERPLATING OVERALL.
 - 1: G/F PLATED ON CONTACT AND SOLDER TAIL AREA
 - 2: G/F PLATED ON CONTACT AND 100~200u" MATT TIN ON SOLDER TAIL AREA
 - 2.3 HOOK:
 - 50~100u" MIN. NICKEL UNDER PLATING OVER ALL
 - 100u" MIN. MATT TIN PLATING OVER ALL
3. SPEC.PLS REFER TO PS-53020-XXXXX-XXX
4. PACKAGE PLS REFER TO 53020-XXXXX-XX-TRP
5. REFLOW SOLDER CAPABLE TO 260°C
6. RATINGS:
 - 6.1.VOLTAGE: 30V AC,DC
 - 6.2.CURRENT: 7.0A AC,DC (PER PIN)
 - 7.INSULATION RESISTANCE:500M ΩMIN.
 - 8.DIELECTRIC WITHSTANDING VOLTAGE:NO BREAKDOWN.
 - 9.TEMPERATURE RISE:30°C MAX.CHANGE ALLOWED
 - 10.CONTACT RESISTANCE:
 - 10.1 INITIAL: 20 M Ω MAX.
 - 10.2 AFTER TEST: 40 M Ω MAX.

PART NUMBER

53020-XXX X X-XXX



PACKING

- 0:TAPE & REEL
- 7:TAPE & REEL WITH COVER
- 8:TBUE WITH COVER
- 1: G/F PLATED ON CONTACT AND SOLDER TAIL AREA
- 2: G/F PLATED ON CONTACT AND 100~200u" MATT TIN ON SOLDER AREA

一般公差 TOLERANCES X ±0.5 XX ±0.15 X ±0.25 XXX ±0.1 ANGLES ±2°	宏致電子股份有限公司 Aces Electronic Co.,Ltd.	
檢驗尺寸標示 SYMBOLS INDICATE CLASSIFICATION DIMENSION MARK IS CRITICAL DIM. MARK IS MAJOR DIM.	品名 (TITLE) 2.00mm Battery Conn. Male DIP R/A Type H=6.0 圖號 (DWG.NO) 53020-XXXXX-XXX	製圖 (DR) CHENBO 12/9/13 審核 (CHKD) CARL 核准 (APPD) Jason
表面處理 (FINISH)	比例 (SCALE) 1:1 單位 (UNITS) mm	張數 (SHEET) 1 OF 1 尺寸 (SIZE) A4 版次 (REV) 0