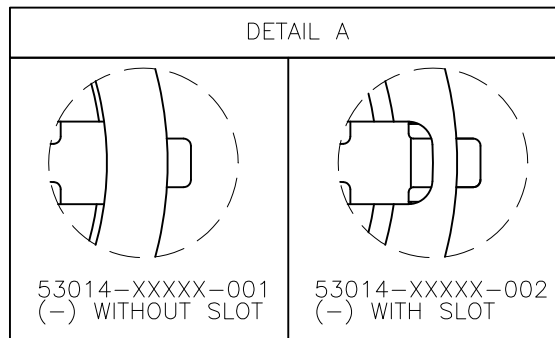
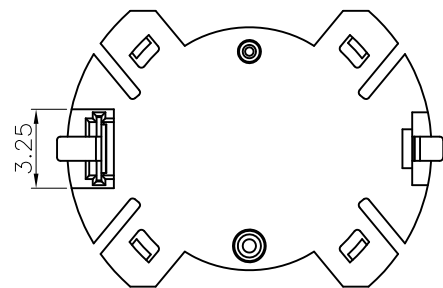


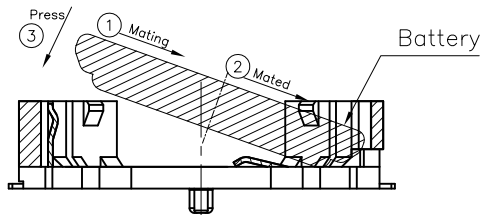
- NOTES:
- MATERIAL:
 - HOUSING: THERMOPLASTIC, HIGH TEMP., UL94V-0; COLOR: BLACK.
 - CONTACT: COPPER ALLOY
 - FINISH:
 - 50~100u" NICKEL UNDERPLATING OVERALL. 100~200u" TIN PLATING ON SOLDER TAILS. GOLD FLASH PLATING ON CONTACT AREA.
 - 50~100u" NICKEL UNDERPLATING OVERALL. GOLD FLASH PLATING ON CONTACT AREA.
 - SPEC. PLS. REFER TO PS-53014-XXXXX-XXX.
 - PACKAGE PLS. REFER TO 53014-002XX-00-TRP.
 - PART NUMBER:

53014-002 X X -XXX		XXX	STYLE	BOSS dimension
NO OF CKT	PACKING	001	SEE DTTAIL A	DIM A=0.55 ; DIM B=0.95
		002	SEE DTTAIL A	DIM A=0.54 ; DIM B=0.85
		PLATING		
		1: G/F OVERALL		
		2: G/F ON CONTACT		

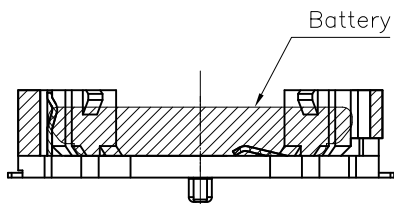


MATING FACE P.C.B. LAYOUT
PCB. THICKNESS 1.00±0.05mm

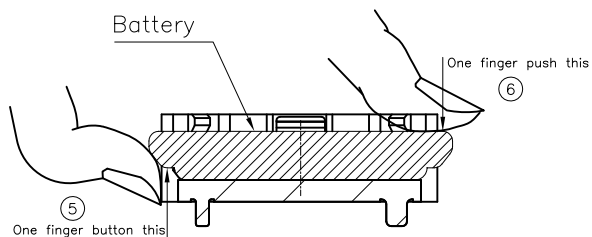
一般公差 TOLERANCES X. ±0.5 XX ±0.15 X ±0.25 XXX ±0.1 ANGLES ±2°		宏致電子股份有限公司 Aces Electronics Co.,Ltd.	
檢驗尺寸標示 SYMBOLS CLASSIFICATION DIMENSION	品名 (TITLE) I/O STANDARD BATTERY HOLDER SMT 2P	製圖 (DR) 14/03/27 審核 (CHKD) DAVID	Xiaoxiong
MARK IS CRITICAL DIM. MARK IS MAJOR DIM.	圖號 (DWG NO.) 53014-002XX-XXX	核准 (APPD) SIMON	
表面處理 (FINISH)	比例 (SCALE) 1:1	單位 (UNITS) mm	張數 (SHEET) 1 OF 2
			SIZE A4
			REV B



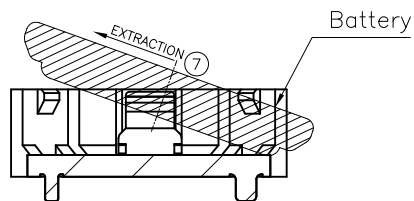
SECTION A-A
① → ③ Mating Set up



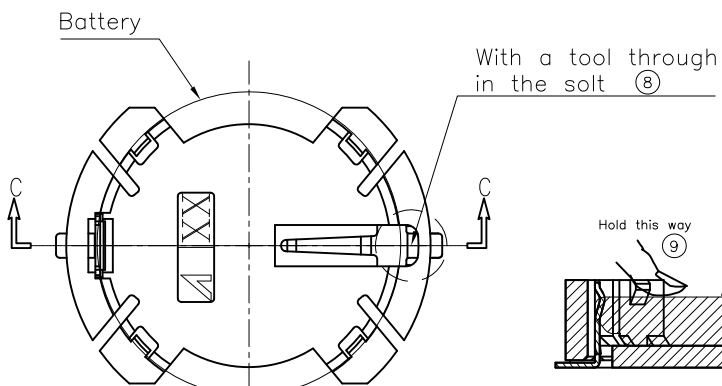
SECTION A-A
④ Install complete



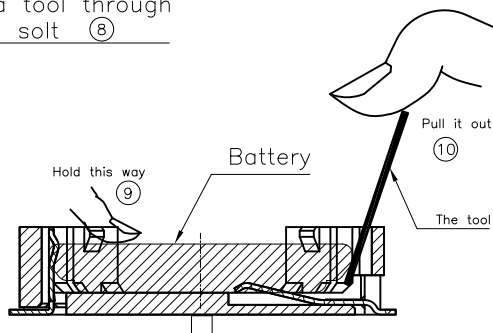
SECTION B-B
⑤ → ⑥ Getting out



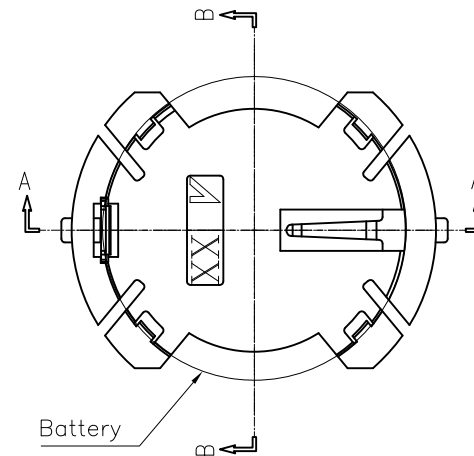
SECTION B-B
⑦ Get out complete



⑧ Getting out



SECTION C-C
⑨ → ⑩ Get out complete



HOW TO MATE AND UNMATE:

Mate: ①=>④

For: 53014-xxxx-001;53014-xxxx-002

Unmate: ⑤=>⑦

For: 53014-xxxx-001

Unmate: ⑧=>⑩

For: 53014-xxxx-002

一般公差 TOLERANCES X. ±0.5 XX ±0.15 X ±0.25 XXX ±0.1 ANGLES ±2°		宏致電子股份有限公司 Aces Electronics Co.,Ltd.	
檢驗尺寸標示 SYMBOLS ① ② INDICATE CLASSIFICATION DIMENSION		品名 (TITLE) 1/0 STANDARD BATTERY HOLDER SMT 2P	
③ MARK IS CRITICAL DIM. ④ MARK IS MAJOR DIM.		製圖 (DR) Xiaoxiong 14/03/27 審核 (CHKD) DAVID	
表面處理 (FINISH)		圖號 (DWG NO.) 53014-002XX-XXX 核准 (APPD) SIMON	
比例 (SCALE) 1:1		單位 (UNITS) mm 張數 (SHEET) 2 OF 2 尺寸 (SIZE) A4 頁數 (REV) B	