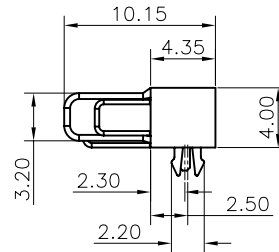
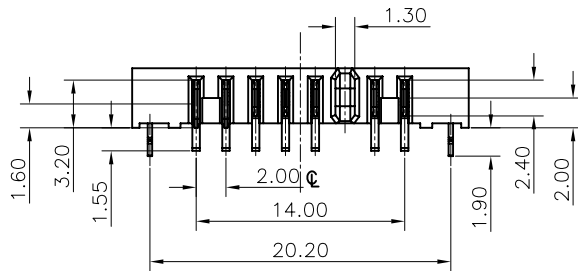


RECOMMENDED PCB LAYOUT  
 GENERAL TOLERANCE  $\pm 0.05$   
 PCB THICKNESS=1.20mm

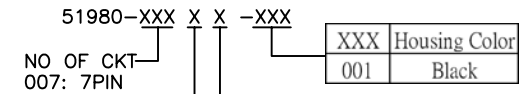


NOTES:

1. MATERIAL:
  - 1.1 HOUSING: THERMOPLASTIC, HIGH TEMP., UL94V-0; COLOR:BLACK.
  - 1.2 CONTACT: COPPER ALLOY
  - 1.3 FITTING NAIL : COPPER ALLOY
2. FINISH:
  - 2.1 CONTACT:
    - 1: GOLD PLATED ON CONTACT AND SOLDER AREA
    - 50~100u" MIN NICKEL UNDERPLATING OVERALL
  - 2.2 FITTING NAIL:
    - 80~150u" MIN TIN PLATING OVERALL,
    - 50~100u" MIN NICKEL UNDERPLATING OVERALL
3. REFLOW SOLDER CAPABLE TO 260°C PER ACES SPEC.
4. WAVE SOLDER CAPABLE TO 260°C PER ACES SPEC.
5. SPEC. PLS. REFER TO PS-50975-xxxxx-xxx
6. PACKAGE PLS. REFER TO 51981-xxxxx-TRP

7. PART NUMBER

P/N LEGEND

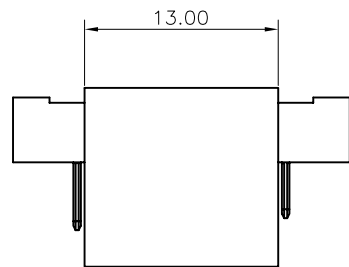
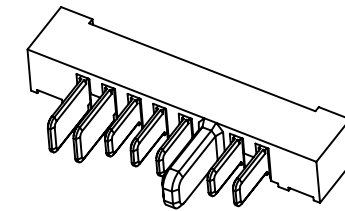


NO OF CKT- 007: 7PIN

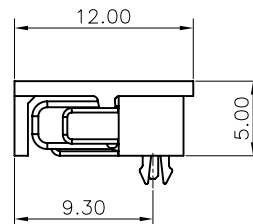
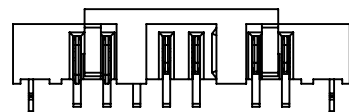
PACKING

- 0:TAPE & REEL
- 7:TAPE & REEL WITH COVER

PLATING  
 1:GOLD PLATED ON CONTACT AND SOLDER AREA



WITH COVER



一般公差 <b>TOLERANCES</b> X $\pm 0.50$ .XX $\pm 0.15$ X $\pm 0.25$ .XXX $\pm 0.10$ ANGLES $\pm 2^\circ$		宏致電子股份有限公司 Aces Electronic Co.,Ltd.	
檢驗尺寸標示 <b>SYMBOLS</b> $\odot$ $\ominus$ INDICATE CLASSIFICATION DIMENSION $\odot$ MARK IS CRITICAL DIM. $\ominus$ MARK IS MAJOR DIM.	品名 (TITLE) 2.00mm Battery Conn. Male DIP R/A Type H=4.0 圖號 (DWG.NO) 51980-XXXXX-XXX	製圖 (DR) 07/21/11' 審核 (CHKD) Sam	核准 (APPD) Jason
表面處理 (FINISH)	比例 (SCALE) 2:1	單位 (UNITS) mm	張數 (SHEET) 1 OF 1
			SIZE REV A4 0