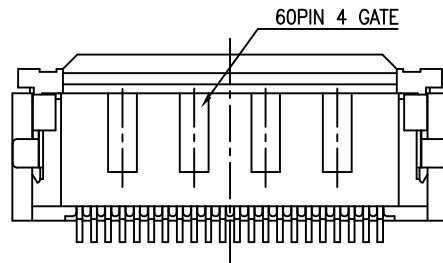
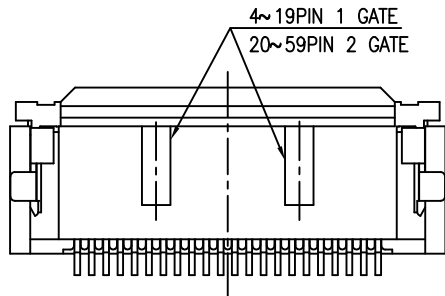
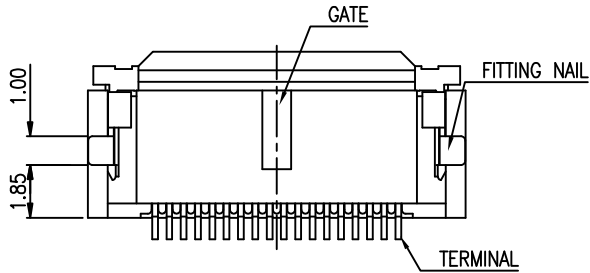
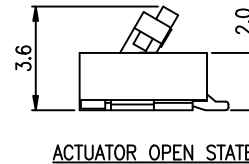
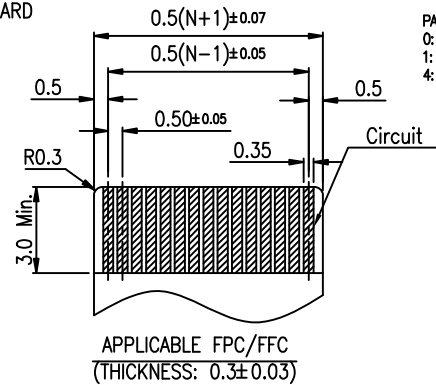
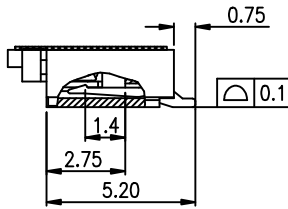
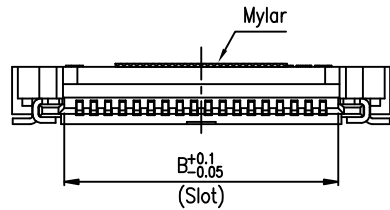


RECOMMENDED PC BOARD
PATTERN DIM.(REF.)



NOTES:

1. MATERIAL:
 - 1.1 HOUSING: THERMOPLASTIC, HIGH TEMP.,UL94V-0;
 - 1.2 CONTACT: COPPER ALLOY
 - 1.3 FITTING NAIL: COPPER ALLOY
 - 1.4 LATCH: THERMOPLASTIC, HIGH TEMP.,UL94V-0;
2. FINISH:
 - 2.1 CONTACT:
 - 50u" MIN. NICKEL UNDER PLATING
 - 1: GOLD FLASH ON PLATING AREA
 - C: 15u" GOLD FLASH ON PLATING AREA
 - N: 80~120u" MATTE TIN PLATING
 - B: 5u" GOLD PLATING ON CONTACT AREA AND GOLD FLASH PLATING ON SOLDER AREA
 - 2.2 FITTING NAIL:
 - N: 50u" MIN. NICKEL UNDER PLATING
 - 100~200u" MATTE TIN PLATING
3. REFLOW SOLDER CAPABLE TO 260°C PER ACES SPEC.
4. SPEC. PLS. REFER TO PS-51619-XXXX-XXX
5. PACKAGE PLS. REFER TO 88241-XXXX-XX-TRP& 88241-XXXX-U-TRP
6. PART NUMBER
51619-XXX X X-XXX

NO OF CKT

- PACKING
0: TAPE & REEL
1: TUBE
4: TAPE & REEL WITH MYLAR

XXX	HOUSING COLOR	ACTUATOR COLOR	LOGO	PACKAGR
001	NATURAL	NATURAL	WITH	88241-XXXX-XX-TRP
002	NATURAL	BLACK	WITH	88241-XXXX-XX-TRP
008	BLACK	NATURAL	WITH	88241-XXXX-U-TRP

PLATING

- 1: GOLD FLASH (LEAD FREE)
C: 15u" GOLD ON CONTACT
N: MATTE TIN (LEAD FREE)
B: 5u" GOLD PLATING ON CONTACT

CKT	Dim A	Dim B	Dim C	Dim W	CKT	Dim A	Dim B	Dim C	M/s(W)
4	1.50	2.56	6.2	5.2	33	16.00	17.06	20.7	10.0
5	2.00	3.06	6.7	5.2	34	16.50	17.56	21.2	10.0
6	2.50	3.56	7.2	5.2	35	17.00	18.06	21.7	10.0
7	3.00	4.06	7.7	5.2	36	17.50	18.56	22.2	10.0
8	3.50	4.56	8.2	5.2	37	18.00	19.06	22.7	10.0
9	4.00	5.06	8.7	5.2	38	18.50	19.56	23.2	10.0
10	4.50	5.56	9.2	5.2	39	19.00	20.06	23.7	10.0
11	5.00	6.06	9.7	5.2	40	19.50	20.56	24.2	10.0
12	5.50	6.56	10.2	6.0	41	20.00	21.06	24.7	10.0
13	6.00	7.06	10.7	6.0	42	20.50	21.56	25.2	10.0
14	6.50	7.56	11.2	6.0	43	21.00	22.06	25.7	10.0
15	7.00	8.06	11.7	6.0	44	21.50	22.56	26.2	10.0
16	7.50	8.56	12.2	6.0	45	22.00	23.06	26.7	15.0
17	8.00	9.06	12.7	6.0	46	22.50	23.56	27.2	15.0
18	8.50	9.56	13.2	6.0	47	23.00	24.06	27.7	15.0
19	9.00	10.06	13.7	6.0	48	23.50	24.56	28.2	15.0
20	9.50	10.56	14.2	6.0	49	24.00	25.06	28.7	15.0
21	10.00	11.06	14.7	6.0	50	24.50	25.56	29.2	15.0
22	10.50	11.56	15.2	6.0	51	25.00	26.06	29.7	15.0
23	11.00	12.06	15.7	6.0	52	25.50	26.56	30.2	15.0
24	11.50	12.56	16.2	6.0	53	26.00	27.06	30.7	15.0
25	12.00	13.06	16.7	6.0	54	26.50	27.56	31.2	15.0
26	12.50	13.56	17.2	6.0	55	27.00	28.06	31.7	15.0
27	13.00	14.06	17.7	6.0	56	27.50	28.56	32.2	15.0
28	13.50	14.56	18.2	6.0	57	28.00	29.06	32.7	15.0
29	14.00	15.06	18.7	6.0	58	28.50	29.56	33.2	15.0
30	14.50	15.56	19.2	6.0	59	29.00	30.06	33.7	15.0
31	15.00	16.06	19.7	6.0	60	29.50	30.56	34.2	15.0
32	15.50	16.56	20.2	6.0	61	30.00	31.06	34.7	15.0

QUALITY SYMBOLS
MAJOR
CRITICAL

GENERAL TOLERANCES
(UNLESS SPECIFIED)

X. ±0.5
.X ±0.25
.XX ±0.15
.XXX ±0.1
ANGLES ±2°

DRAWN BY: Xu.Bin DATE: 23/07/24
CHECKED BY: Xu.Zhi Yong DATE: 23/07/24
APPROVED BY: Xu.Zhi Yong DATE: 23/07/24

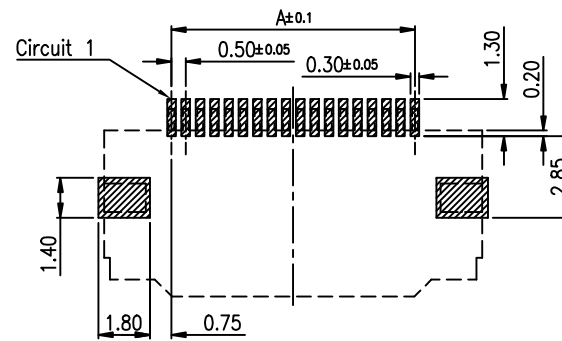
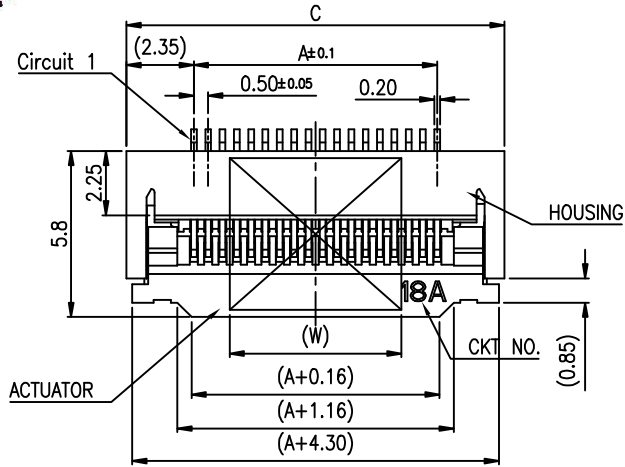
UNITS: mm
SCALE: 4:1
SHEET NO.: 1 OF 2

SIZE: A4
REV: P

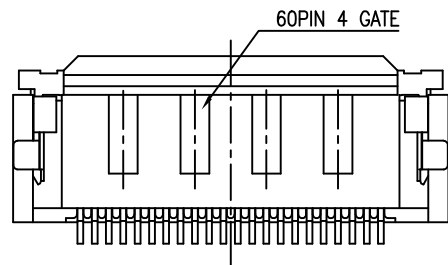
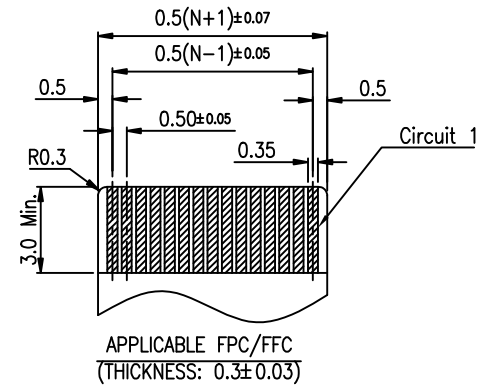
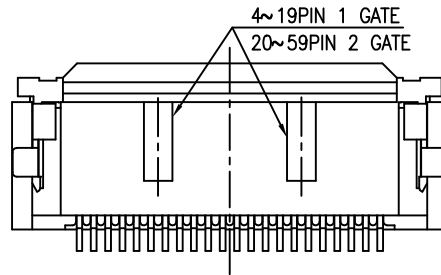
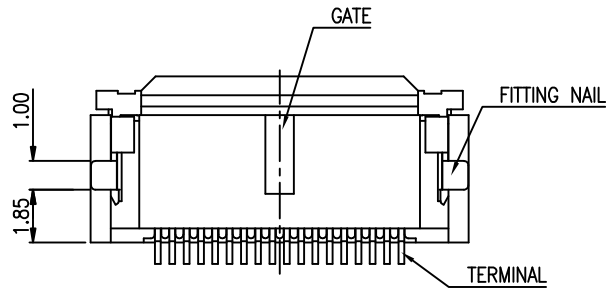
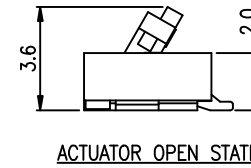
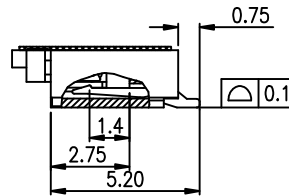
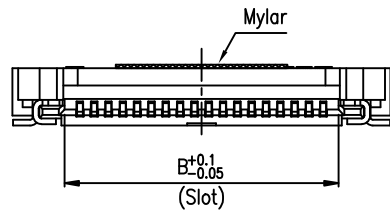
RFQ NO.: X
PART NO.: SEE NOTES
DWG NO.: 51619-XXXX-XXX

ACES ELECTRONICS

TITLE: 0.5 mm PITCH EASY ON FPC/FFC
CONN. SMT R/A B/C TYPE



RECOMMENDED PC BOARD
PATTERN DIM.(REF.)



CKT	Dim A	Dim B	Dim C	Dim W
18	8.50	9.56	13.2	6.0

NOTES:

- MATERIAL:
 - HOUSING: THERMOPLASTIC, HIGH TEMP.,UL94V-0;
 - CONTACT: COPPER ALLOY
 - FITTING NAIL:COPPER ALLOY
 - LATCH: THERMOPLASTIC, HIGH TEMP.,UL94V-0;
- FINISH:
 - CONTACT:
 - 50u" MIN. NICKEL UNDER PLATING
 - 1: GOLD FLASH ON PLATING AREA
 - C: 15u" GOLD FLASH ON PLATING AREA
 - N: 80~120u" MATTE TIN PLATING
 - B: 5u" GOLD PLATING ON CONTACT AREA AND GOLD FLASH PLATING ON SOLDER AREA
 - FITTING NAIL:
 - 50u" MIN. NICKEL UNDER PLATING
 - 100~200u" MATTE TIN PLATING
- REFLOW SOLDER CAPABLE TO 260°C PER ACES SPEC.
- SPEC. PLS. REFER TO PS-51619-XXXX-XXX
- PACKAGE PLS. REFER TO 88241-XXXX-XX-TRP
- PART NUMBER
51619-XXX X X-XXX

NO OF CKT	XXX	HOUSING COLOR	ACTUATOR COLOR	LOGO
0: TAPE & REEL	003	BLACK	NATURAL	WITHOUT

- PACKING
0: TAPE & REEL
1: TUBE
4: TAPE & REEL WITH MYLAR
- PLATING
1: GOLD FLASH (LEAD FREE)
C: 15u" GOLD ON CONTACT
N: MATTE TIN (LEAD FREE)
B: 5u" GOLD PLATING ON CONTACT

QUALITY SYMBOLS MAJOR Ⓢ CRITICAL Ⓢ	DRAWN BY Xu.Bin	DATE 23/07/24	
GENERAL TOLERANCES (UNLESS SPECIFIED) X. ±0.5 .X ±0.25 .XX ±0.15 .XXX ±0.1 ANGLES ±2°	CHECKED BY Xu.Zhi Yong	DATE 23/07/24	
	APPROVED BY Xu.Zhi Yong	DATE 23/07/24	TITLE 0.5 mm PITCH EASY ON FPC/FFC CONN. SMT R/A B/C TYPE
	UNITS mm	SCALE 4:1	SIZE A4
	SCALE 4:1	SHEET NO. 2 OF 2	REV P
			RFQ NO. X
			PART NO. SEE NOTES
			DWG NO. 51619-XXXX-XXX