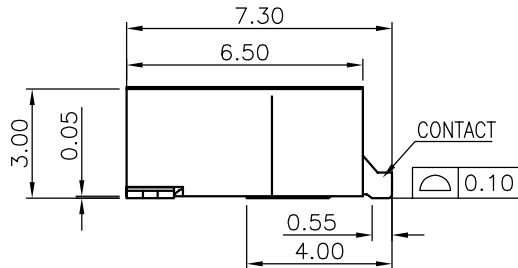
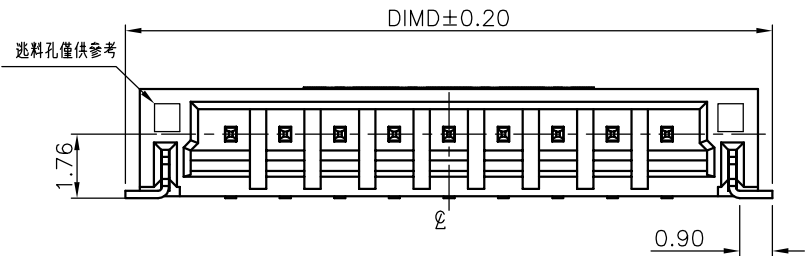


RECOMMENDED PCB LAYOUT
GENERAL TOLERANCE ±0.05



NOTES:

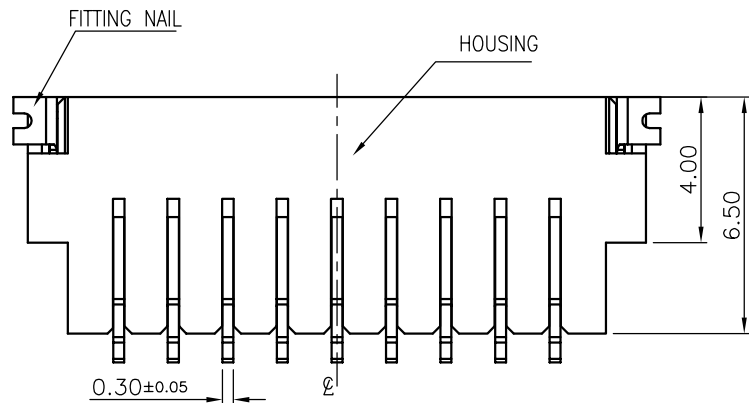
- MATERIAL:
 - HOUSING: HALOGEN FREE PLASTIC,UL94V-0.
 - CONTACT: COPPER ALLOY
 - FITTING NAIL: COPPER ALLOY
- FINISH:
 - CONTACT:
 - 50u"MIN NICKEL UNDER PLATING OVER ALL GOLD FLASH ON CONTACT AREA
 - SOLDER:
 - 50u"MIN NICKEL UNDER PLATING OVER ALL GOLD FLASH ON SOLDER AREA
 - FITTING NAIL:
 - 50u"MIN NICKEL UNDER PLATING OVER ALL 80u"MIN.MATT TIN ON SOLDER TAILS
- REFLOW SOLDER CAPABLE TO 260°C PER ACES SPEC.
- SPEC. PLS. REFER TO SPEC-51202-xxxxx-xxx
- PACKAGE PLS. REFER TO 51271-XXXXX-XX-TRP
- PART NUMBER

P/N LEGEND
51271-XXX X X-XXX

XXX	COLOR	Halogen Free
P01	BLACK	HF

NO OF CKT
PACKING
0:TAPE & REEL
4:TAPE & REEL WITH MYLAR

PLATING
1:GOLD FLASH



CKT	DIM A	DIM B	DIM C	DIM D	DIM E
009	12.00	14.80	17.00	17.80	14.50

QUALITY SYMBOLS MAJOR Ⓜ CRITICAL Ⓢ	DRAWN BY YanJinXiu	DATE 21/10/21	
	CHECKED BY BRAVE	DATE 21/10/21	
GENERAL TOLERANCES (UNLESS SPECIFIED)	APPROVED BY BRAVE	DATE 21/10/21	TITLE 1.5mm Wafer Conn. SMT R/A Type
	X. ±0.5 .X ±0.25 .XX ±0.15 .XXX ±0.1 ANGLES ±2°	UNITS mm	SCALE 1:1
	SCALE 1:1	SHEET NO. 1 OF 1	DWG NO. 51271-XXXXX-XXX-aces
			REV A
			PART NO. SEE NOTES