

MATING PROCEDURE

Check the mating condition



UNMATING PROCEDURE



NOTES:

1. MATERIAL:
 - 1.1 HOUSING: THERMOPLASTIC, HIGH TEMP., UL94V-0
 - 1.2 CONTACT: COPPER ALLOY
 - 1.3 FITTING NAIL: COPPER ALLOY
2. FINISH:
 - CONTACT: SEE ORDER INFORMATION.
 - SOLDER: GOLD FLASH(1u" Min.)
 - UNDERPLATING: 50~100u" NICKEL OVERALL.

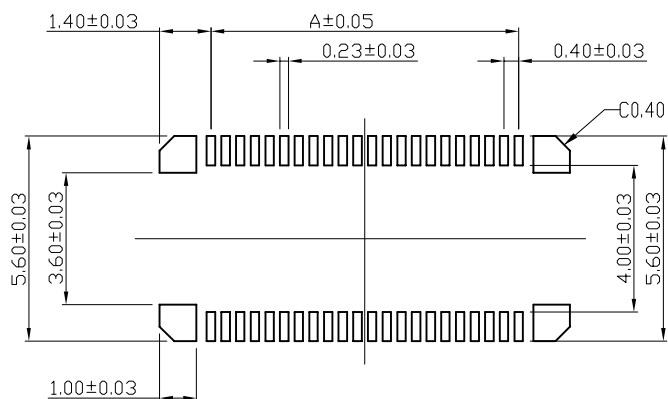
FITTING NAIL: MATT TIN 100u"
 UNDERPLATING: 50~100u" NICKEL OVERALL.

3. REFLOW SOLDER CAPABLE TO 260°C PER ACES SPEC.
4. SPEC. PLS. REFER TO PS-51015-XXXX
5. PACKAGE PLS. REFER TO 51016-XXXXR-00
6. MATING CONNECTOR P/N: 51015
7. PART NUMBER

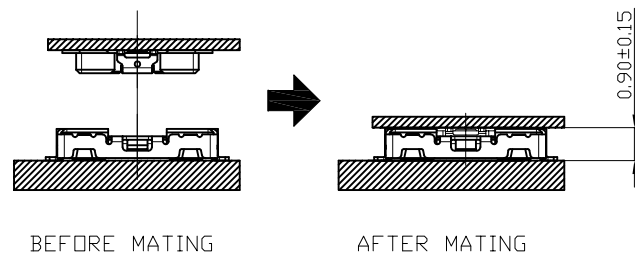
51016-XXX X X-XXX

CKTS _____ COLOR _____
 044.44PIN _____ 001.BLACK
 PACKING _____ 002.WHITE
 0.TAPE REEL

CONTACT PLATING
 1.G/F (1u" Min.) LEAD FREE



RECOMMENDED PCB LAYOUT
 GENERAL TOLERANCE ±0.05

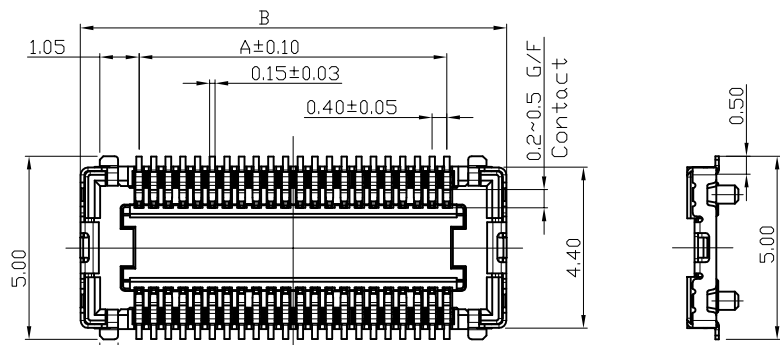


PIN	A	B
40	7.60	10.84
50	9.60	12.84
60	11.60	14.84
70	13.60	16.84
80	15.60	18.84

一般公差 TOOLERANCES X ±0.5 JY ±0.15 X ±0.25 JXX ±0.1 ANGLES ±2°		宏致電子股份有限公司 Aces Electronics Co.,Ltd.	
檢驗尺寸標示 SYMBOLS ⊕ ⊗ INDICATE CLASSIFICATION DIMENSION ⊕ MARK IS CRITICAL DIM. ⊗ MARK IS MAJOR DIM.		品名 (TITLE) 0.4mm BOARD TO FPC H:0.9mm RCPT	製圖 (DR) '14/10/29 CARL 審核 (CHKD) RYAN
		圖號 (DWG NO.) 51016-XXXX-XXX	核准 (APPD) JASON
表面處理 (FINISH)	比例 (SCALE) 5:1	單位 (UNITS) mm	張數 (SHEET) 1 OF 2 SIZE A4 B



A B C D E F

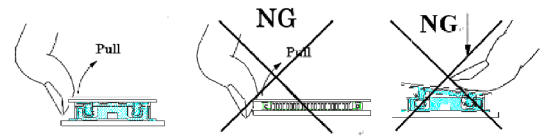


MATING PROCEDURE

Check the mating condition



UNMATING PROCEDURE



NOTES:

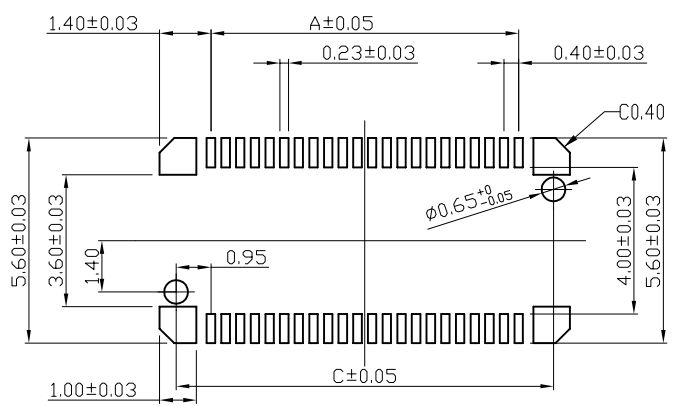
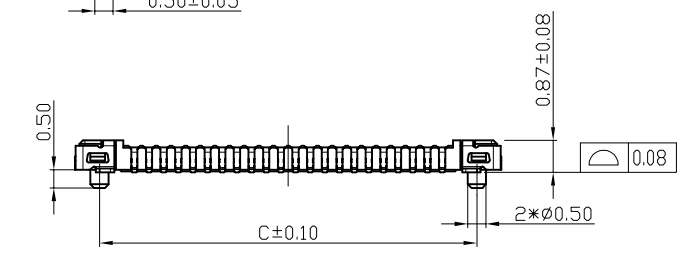
1. MATERIAL:
 - 1.1 HOUSING: THERMOPLASTIC, HIGH TEMP., UL94V-0
 - 1.2 CONTACT: COPPER ALLOY
 - 1.3 FITTING NAIL: COPPER ALLOY
2. FINISH:
 - CONTACT: SEE ORDER INFORMATION.
 - SOLDER: GOLD FLASH(1u" Min.)
 - UNDERPLATING: 50~100u" NICKEL OVERALL.

FITTING NAIL: MATT TIN 100u"
UNDERPLATING: 50~100u" NICKEL OVERALL.

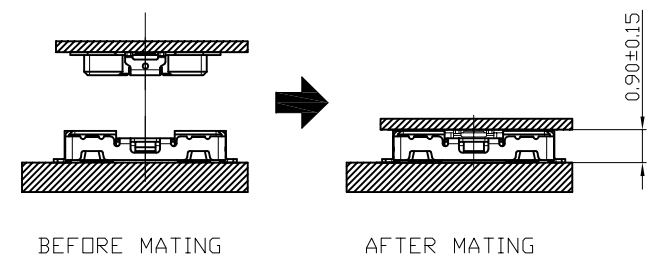
3. REFLOW SOLDER CAPABLE TO 260°C PER ACES SPEC.
4. SPEC. PLS. REFER TO PS-51015-XXXXX
5. PACKAGE PLS. REFER TO 51016-XXXXR-05
6. MATING CONNECTOR P/N: 51015
7. PART NUMBER

51016-XXX X X-XXX

CKTS ———— COLOR
044.44PIN ———— 003.BLACK WITH BOSS
PACKING ———— 004.WHITE WITH BOSS
0.TAPE REEL
CONTACT PLATING
1.G/F (1u" Min.) LEAD FREE



RECOMMENDED PCB LAYOUT
GENERAL TOLERANCE ±0.05



PIN	A	B	C
40	7.60	10.84	9.50
50	9.60	12.84	11.50
60	11.60	14.84	13.50
70	13.60	16.84	15.50
80	15.60	18.84	17.50

一般公差 TOLERANCES X ±0.5 JY ±0.15 X ±0.25 JXX ±0.1 ANGLES ±2°		宏致電子股份有限公司 Aces Electronics Co.,Ltd.	
檢驗尺寸標示 SYMBOLS ⊕ ⊙ INDICATE CLASSIFICATION DIMENSION ⊕ MARK IS CRITICAL DIM. ⊙ MARK IS MAJOR DIM.	品名 (TITLE) 0.4mm BOARD TO FPC H:0.9mm RCPT(WITH BOSS)	製圖 (DR) 14/10/29 CARL 審核 (CHKD) RYAN	圖號 (DWG NO.) 51016-XXXXX-XXX 核准 (APPD) JASON
表面處理 (FINISH)	比例 (SCALE) 5:1	單位 (UNITS) mm	張數 (SHEET) 2 OF 2 圖號 (DWG NO.) 51016-XXXXX-XXX 圖號 (DWG NO.) 51016-XXXXX-XXX

A B C D E F