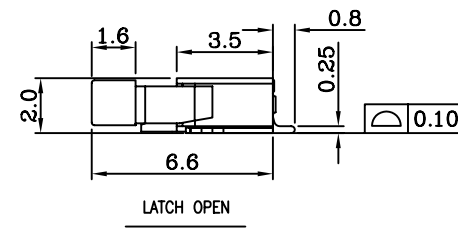
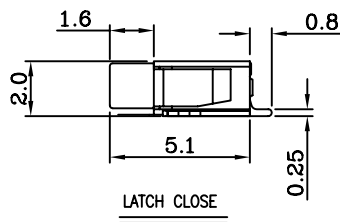
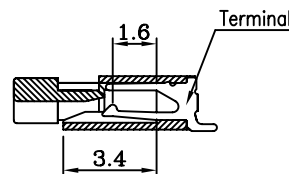
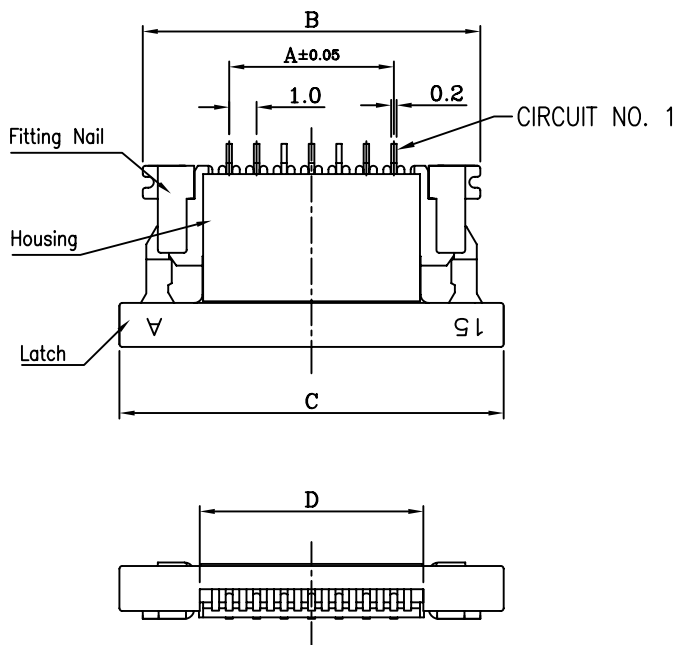
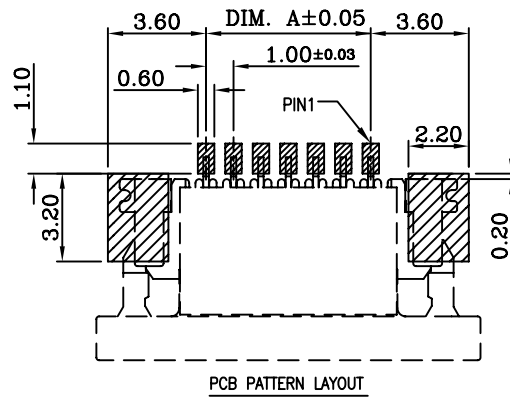


APPLICABLE FPC
RECOMMENDED DIMENSION
(THICKNESS:0.3±0.03)



NOTES:

- MATERIAL:
 - HOUSING: THERMOPLASTIC, HIGH TEMP, UL94V-0; COLOR:BLACK.
 - CONTACT: COPPER ALLOY
 - FITTING NAIL: COPPER ALLOY
 - LATCH: THERMOPLASTIC, HIGH TEMP, UL94V-0; COLOR:WHITE.
- FINISH:
 - CONTACT:
 - 50u" MIN. NICKEL UNDERPLATING OVERALL.
 - 1:GOLD FLASH OVERALL.
 - N:100u" MIN. MATT TIN OVERALL.
 - FITTING NAIL:
 - 50u" MIN. NICKEL UNDERPLATING OVERALL.
 - 1:GOLD FLASH OVERALL.
 - N:100u" MIN. MATT TIN OVERALL.
- REFLOW SOLDER CAPABLE TO 260°C PER ACES SPEC.
- SPEC. PLS. REFER TO PS-50578-XXXX-XXX.
- PACKAGE PLS. REFER TO 88716-XXXX-TRP
- PART NUMBER

50591-XXXX-XXX

NO OF CKT

PACKING

0:TAPE & REEL
1:TUBE PACKAGE

PLATING
1:GOLD FLASH OVER ALL
N:MATT TIN

| | | | |
|-----|--------------------------|---------------------------|--------------|
| XXX | HOUSING MATERIAL & COLOR | ACTUATOR MATERIAL & COLOR | HALOGEN FREE |
| 001 | HF&BLACK | HF&WHITE | HF |

| CKT | Dim A | Dim B | Dim C | Dim D | CKT | Dim A | Dim B | Dim C | Dim D |
|-----|-------|-------|-------|-------|-----|-------|-------|-------|-------|
| 4 | 3.00 | 9.30 | 11.00 | 5.15 | 17 | 16.00 | 22.30 | 24.00 | 18.15 |
| 5 | 4.00 | 10.30 | 12.00 | 6.15 | 18 | 17.00 | 23.30 | 25.00 | 19.15 |
| 6 | 5.00 | 11.30 | 13.00 | 7.15 | 19 | 18.00 | 24.30 | 26.00 | 20.15 |
| 7 | 6.00 | 12.30 | 14.00 | 8.15 | 20 | 19.00 | 25.30 | 27.00 | 21.15 |
| 8 | 7.00 | 13.30 | 15.00 | 9.15 | 21 | 20.00 | 26.30 | 28.00 | 22.15 |
| 9 | 8.00 | 14.30 | 16.00 | 10.15 | 22 | 21.00 | 27.30 | 29.00 | 23.15 |
| 10 | 9.00 | 15.30 | 17.00 | 11.15 | 23 | 22.00 | 28.30 | 30.00 | 24.15 |
| 11 | 10.00 | 16.30 | 18.00 | 12.15 | 24 | 23.00 | 29.30 | 31.00 | 25.15 |
| 12 | 11.00 | 17.30 | 19.00 | 13.15 | 25 | 24.00 | 30.30 | 32.00 | 26.15 |
| 13 | 12.00 | 18.30 | 20.00 | 14.15 | 26 | 25.00 | 31.30 | 33.00 | 27.15 |
| 14 | 13.00 | 19.30 | 21.00 | 15.15 | 27 | 26.00 | 32.30 | 34.00 | 28.15 |
| 15 | 14.00 | 20.30 | 22.00 | 16.15 | 28 | 27.00 | 33.30 | 35.00 | 29.15 |
| 16 | 15.00 | 21.30 | 23.00 | 17.15 | 29 | 28.00 | 34.30 | 36.00 | 30.15 |
| 17 | 16.00 | 22.30 | 24.00 | 18.15 | 30 | 29.00 | 35.30 | 37.00 | 31.15 |
| | | | | | 32 | 31.00 | 37.30 | 39.00 | 33.15 |

| | | |
|--|---|--|
| 一般公差 TOLERANCES X ±0.5 XX ±0.15 X ±0.25 XXX ±0.1 ANGLES ±2° | 宏致電子股份有限公司 Aces Electronic Co.,Ltd. | |
| 檢驗尺寸標示 SYMBOLS INDICATE CLASSIFICATION DIMENSION MARK IS CRITICAL DIM. MARK IS MAJOR DIM. | 品名 (TITLE) 1.0mm ZIF FPC CONN. SMT R/A B/C TYPE 圖號 (DWG.NO) 50591-XXXX-XXX | 製圖 (DR) '08/10/15 DYF 審核 (CHKD) WGCH 核准 (APPD) JASON |
| 表面處理 (FINISH) | 比例 (SCALE) -- | 單位 (UNITS) mm |
| | | 張數 (SHEET) 1 OF 1 SIZE A4 REV A |