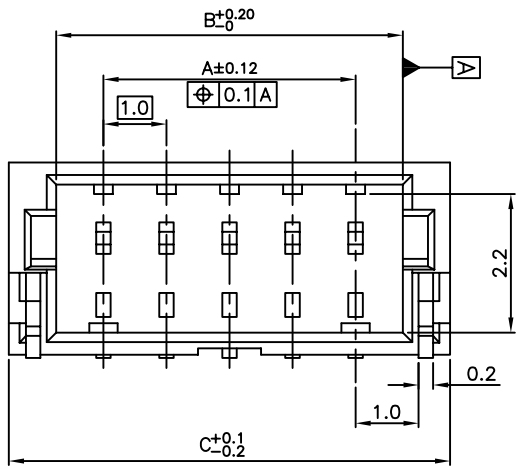
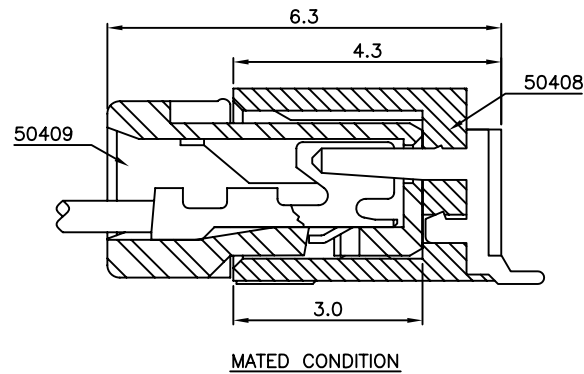
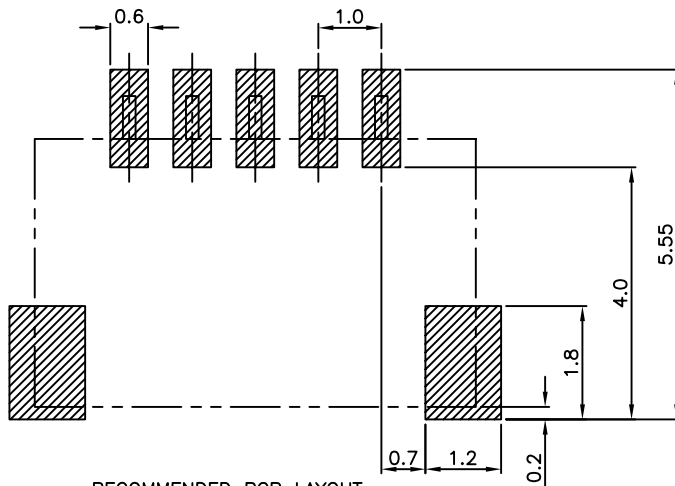
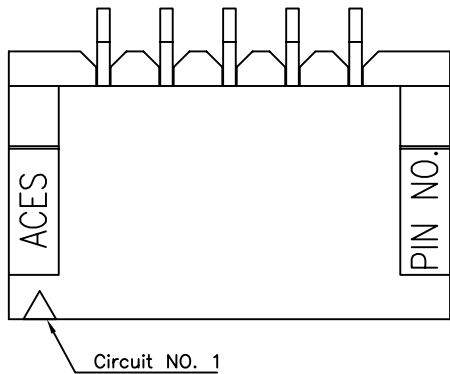
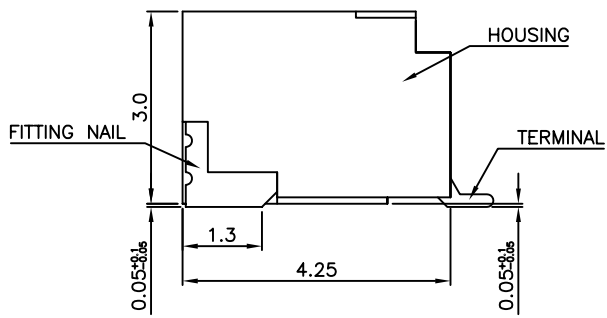




A B C D E F



RECOMMENDED PCB LAYOUT
GENERAL TOLERANCE ±0.05

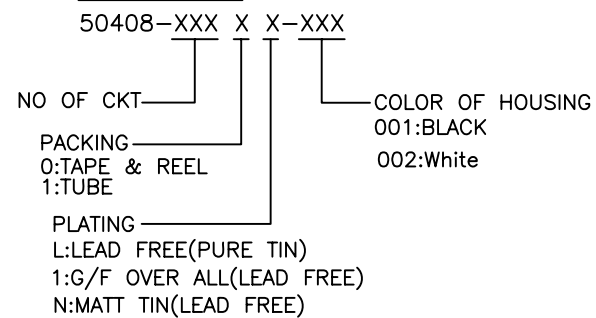


CKT	Dim A	Dim B	Dim C
2	1.0	2.4	4.0
3	2.0	3.4	5.0
4	3.0	4.4	6.0
5	4.0	5.4	7.0
6	5.0	6.4	8.0
7	6.0	7.4	9.0
8	7.0	8.4	10.0
9	8.0	9.4	11.0
10	9.0	10.4	12.0
11	10.0	11.4	13.0
12	11.0	12.4	14.0
13	12.0	13.4	15.0
14	13.0	14.4	16.0
15	14.0	15.4	17.0
16	15.0	16.4	18.0
17	16.0	17.4	19.0
18	17.0	18.4	20.0
19	18.0	19.4	21.0
20	19.0	20.4	22.0
22	21.0	22.4	24.0
24	23.0	24.4	26.0
30	29.0	30.4	32.0

NOTES:

- MATERIAL:
 - HOUSING: THERMOPLASTIC, HIGH TEMP., UL94V-0; COLOR:BLACK.
 - CONTACT: COPPER ALLOY
 - FITTING NAIL: COPPER ALLOY
- FINISH:
 - CONTACT: 50~100u" NICKEL UNDERPLATING OVERALL.
1:GOLD FLASH PLATING(1~3u") OVERALL.
N:100~200u" MATT TIN PLATING ON SOLDER TAILS,
L:100~200u" PURE TINPLATING OVERALL.
 - FITTING NAIL: 50~100u" NICKEL UNDERPLATING OVERALL.
1:GOLD FLASH PLATING(1~3u") OVERALL.
N:100~200u" MATT TIN PLATING ON SOLDER TAILS,
L:100~200u" PURE TINPLATING OVERALL.
- REFLOW SOLDER CAPABLE TO 260°C PER ACES SPEC.
- SPEC. PLS. REFER TO PS-50224-xxxx-xxx
- PACKAGE PLS. REFER TO 87213-XXXX-TRP
- PART NUMBER

P/N LEGEND



一般公差 TOLERANCES X ±0.5 XX ±0.15 X ±0.25 XXX ±0.1 ANGLES ±2°		宏致電子股份有限公司 Aces Electronic Co.,Ltd.	
檢驗尺寸標示 SYMBOLS ⊕ ⊕ INDICATE CLASSIFICATION DIMENSION ⊕ MARK IS CRITICAL DIM. ⊕ MARK IS MAJOR DIM.	品名 (TITLE) 1.0mm WTB CONN. SMT R/A S/R TYPE	製圖 (DR) '2010/06/4 Brave 審核 (CHKD) SAM	圖號 (DWG.NO) 50408-XXXXX-XXX
表面處理 (FINISH)	比例 (SCALE) 8:1	單位 (UNITS) mm	核准 (APPD) Jason.C
	張數 (SHEET) 1 OF 2	尺寸 (SIZE) A4	版本 (REV) A

A B C D E F