

- NOTES:
- MATERIAL:
 - HOUSING: HALOGEN FREE PLASTIC,UL94V-0.
 - CONTACT: COPPER ALLOY
 - FITTING NAIL: COPPER ALLOY
 - FINISH:
 - CONTACT: PLS SEE ACES P/N LEGEND
 - FITTING NAIL: PLS SEE ACES P/N LEGEND
 - REFLOW SOLDER CAPABLE TO 260°C PER ACES SPEC.
 - SPEC. PLS. REFER TO PS-50238-XXXX-XXX
 - PACKAGE PLS SEE ACES P/N LEGEND
 - PART NUMBER

P/N LEGEND
50238-XXX X X-XXX

XXX	Boss	Color	PACKING
001	With Boss	Black	87216-XX0X-TRP
002	Without Boss	Black	87216-XX0X-TRP
003	With Boss	White	87216-XX0X-TRP
004	Without Boss	White	87216-XX0X-TRP
006	With Boss	Yellow	87216-XX0X-TRP
007	With Boss	Black	87216-XX0X-U-TRP
008	With Boss	Black	87216-XX0X-TRP
009	With Boss	Black	87216-XX0X-TRP
002	Without Boss	White	87216-XX0X-U-TRP
004	Without Boss	Black	87216-XX0X-U-TRP

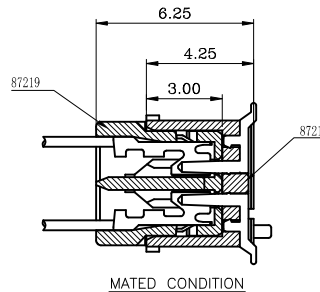
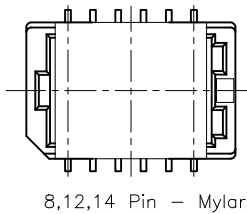
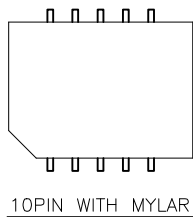
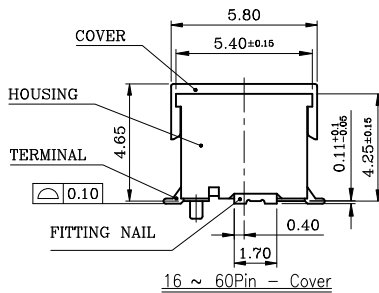
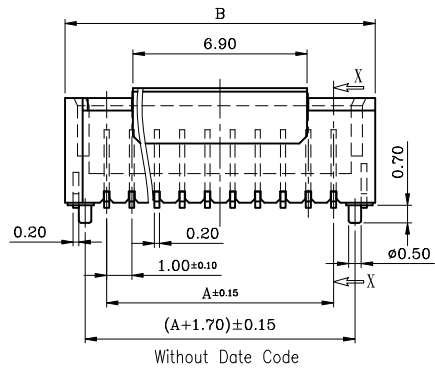
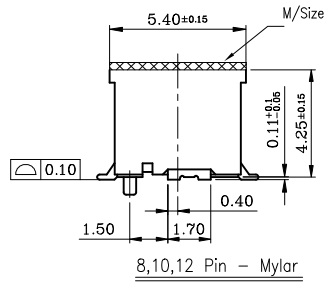
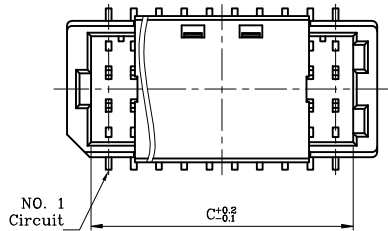
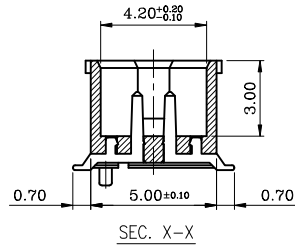
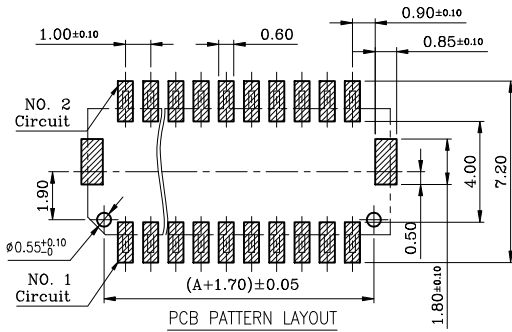
- PACKING
- 0:TAPE&REEL WITHOUT MYLAR & COVER
 - 1:TUBE WITHOUT MYLAR & COVER
 - 4:TAPE&REEL WITH MYLAR
 - 5:TUBE WITH MYLAR
 - 7:TAPE&REEL WITH COVER
 - 8:TUBE WITH COVER

- PLATING
- 1:GOLD FLASH
 - L:LEAD FREE (PURE TIN)
 - N:MATTE TIN
 - C:15u" GOLD ON CONTACT FOR LEAD FREE
 - 4:3u" GOLD ON CONTACT FOR LEAD FREE
 - T: CONTACT AREA:10u" GOLD PLATING SOLDER AREA: GOLD FLASH
 - D: CONTACT AREA:30u" GOLD PLATING SOLDER AREA: GOLD FLASH 50u" MIN. NICKEL OVERALL
 - 3: CONTACT AREA:1u" GOLD PLATING SOLDER AREA:1u" GOLD FLATING

CKT	Dim A	Dim B	Dim C	M/Size or Cover
8	3.0	6.3	4.4	W6T12
10	4.0	7.3	5.4	W7T12
12	5.0	8.3	6.4	W8T12
14	6.0	9.3	7.4	W6T12
16	7.0	10.3	8.4	50238-C
18	8.0	11.3	9.4	50238-C
20	9.0	12.3	10.4	50238-C
24	11.0	14.3	12.4	50238-C
28	13.0	16.3	14.4	50238-C
30	14.0	17.3	15.4	50238-C
34	16.0	19.3	17.4	50238-C
40	19.0	22.3	20.4	50238-C
50	24.0	27.3	25.4	50238-C
60	29.0	32.3	30.4	50238-C

QUALITY SYMBOLS MAJOR Ⓢ CRITICAL Ⓢ	DRAWN BY Zhu, Wei	DATE 23'/02/17
GENERAL TOLERANCES (UNLESS SPECIFIED)	CHECKED BY Xu, Zhi Yong	DATE 23'/02/17
X. ±0.5 .X ±0.25 .XX ±0.15 .XXX ±0.1 ANGLES ±2°	APPROVED BY Xu, Zhi Yong	DATE 23'/02/17
UNITS mm	SCALE 4 : 1	SIZE A4
SCALE 4 : 1	SHEET NO. 1 OF 4	REV Z

		TITLE 1.0mm WTB D/R WAFER SMT S/T TYPE
		RFQ NO. NA
DWG NO. 50238-XXXX-XXX		



- NOTES:
- MATERIAL:
 - HOUSING: HALOGEN FREE PLASTIC,UL94V-0.
 - CONTACT: COPPER ALLOY
 - FITTING NAIL: COPPER ALLOY
 - FINISH:
 - CONTACT: PLS SEE ACES P/N LEGEND
 - FITTING NAIL: PLS SEE ACES P/N LEGEND
 - REFLOW SOLDER CAPABLE TO 260°C PER ACES SPEC.
 - SPEC. PLS. REFER TO PS-50238-XXXX-XXX
 - PACKAGE PLS SEE ACES P/N LEGEND
 - PART NUMBER

P/N LEGEND
50238-XXX X X-XXX

XXX	Boss	Color	PACKING
001	With Boss	Black	87216-XX0X-TRP
002	Without Boss	Black	87216-XX0X-TRP
003	With Boss	White	87216-XX0X-TRP
004	Without Boss	White	87216-XX0X-TRP
006	With Boss	Yellow	87216-XX0X-TRP
007	With Boss	Black	87216-XX0X-U-TRP
008	With Boss	Black	87216-XX0X-TRP
009	With Boss	Black	87216-XX0X-TRP
002	Without Boss	White	87216-XX0X-U-TRP
004	Without Boss	Black	87216-XX0X-U-TRP

Production site : KS

NO OF CKT

PACKING

- 0:TAPE&REEL WITHOUT MYLAR & COVER
- 1:TUBE WITHOUT MYLAR & COVER
- 4:TAPE&REEL WITH MYLAR
- 5:TUBE WITH MYLAR
- 7:TAPE&REEL WITH COVER
- 8:TUBE WITH COVER

PLATING

- 1:GOLD FLASH
- L:LEAD FREE (PURE TIN)
- N:MATTE TIN
- C:15u" GOLD ON CONTACT FOR LEAD FREE
- 4:3u" GOLD ON CONTACT FOR LEAD FREE
- T: CONTACT AREA:10u" GOLD PLATING SOLDER AREA: GOLD FLASH
- D: CONTACT AREA:30u" GOLD PLATING SOLDER AREA: GOLD FLASH 50u" MIN. NICKEL OVERALL
- 3: CONTACT AREA:1u" GOLD PLATING SOLDER AREA:1u" GOLD PLATING
- S: CONTACT AREA:15u" GOLD PLATING SOLDER AREA:1u" GOLD PLATING

CKT	Dim A	Dim B	Dim C	M/Size or Cover
8	3.0	6.3	4.4	W6T12
10	4.0	7.3	5.4	W7T12
12	5.0	8.3	6.4	W8T12
14	6.0	9.3	7.4	W6T12
16	7.0	10.3	8.4	50238-C
18	8.0	11.3	9.4	50238-C
20	9.0	12.3	10.4	50238-C
24	11.0	14.3	12.4	50238-C
28	13.0	16.3	14.4	50238-C
30	14.0	17.3	15.4	50238-C
34	16.0	19.3	17.4	50238-C
40	19.0	22.3	20.4	50238-C
50	24.0	27.3	25.4	50238-C
60	29.0	32.3	30.4	50238-C

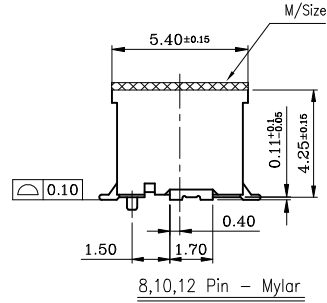
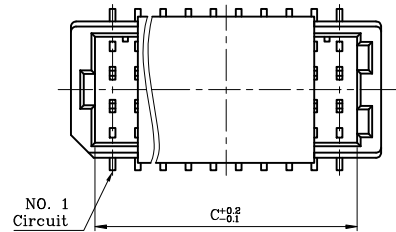
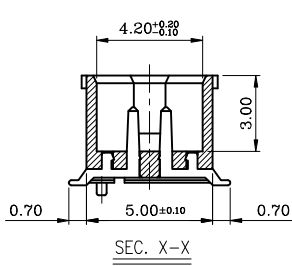
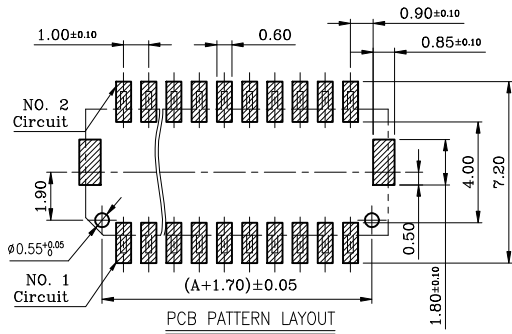
QUALITY SYMBOLS
MAJOR Ⓢ
CRITICAL Ⓢ
GENERAL TOLERANCES (UNLESS SPECIFIED)

- X. ±0.5
- .X ±0.25
- .XX ±0.15
- .XXX ±0.1
- ANGLES ±2°

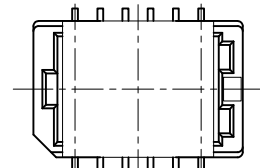
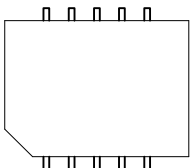
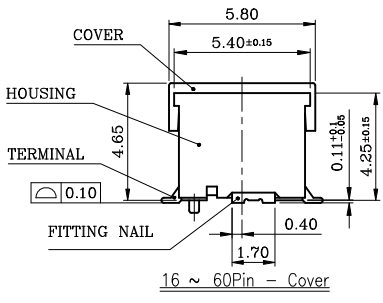
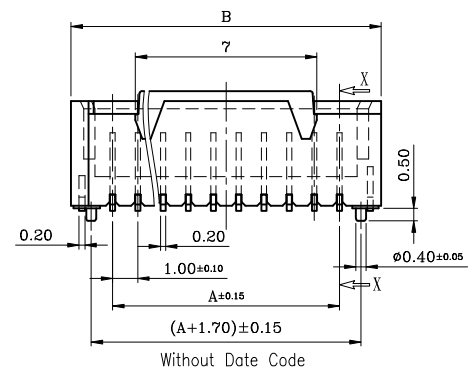
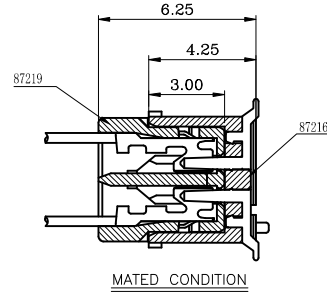
DRAWN BY	DATE
Zhu, Wei	23'/02/17
CHECKED BY	DATE
Xu, Zhi Yong	23'/02/17
APPROVED BY	DATE
Xu, Zhi Yong	23'/02/17

ACES ELECTRONICS
TITLE: 1.0mm WTB D/R WAFER SMT S/T TYPE

UNITS	SCALE	SHEET NO.	SIZE	RFQ NO.
mm	4 : 1	2 OF 4	A4	NA
SCALE	SHEET NO.	REV	DWG NO.	
4 : 1	2 OF 4	Z	50238-XXXX-XXX	



Production site : DG



- NOTES:
- MATERIAL:
 - HOUSING: HALOGEN FREE PLASTIC,UL94V-0.
 - CONTACT: COPPER ALLOY
 - FITTING NAIL: COPPER ALLOY
 - FINISH:
 - CONTACT: PLS SEE ACES P/N LEGEND
 - FITTING NAIL: PLS SEE ACES P/N LEGEND
 - REFLOW SOLDER CAPABLE TO 260°C PER ACES SPEC.
 - SPEC. PLS. REFER TO PS-50238-xxxxx-xxx
 - PACKAGE PLS SEE ACES P/N LEGEND
 - PART NUMBER

P/N LEGEND
50238-XXX X X-XXX

XXX	Boss	Color	PACKING
005	With Boss	Black	87216-XX0X-TRP

NO OF CKT
PACKING 7:TAPE&REEL WITH COVER
PLATING 1:GOLD FLASH

CKT	Dim A	Dim B	Dim C	M/Size or Cover
24	11.0	14.3	12.4	50238-C

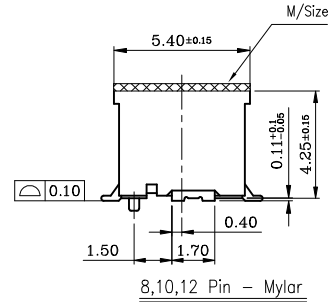
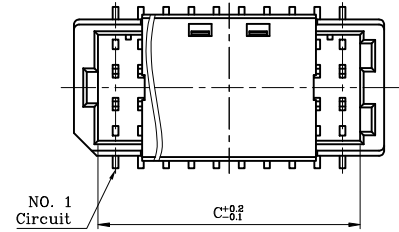
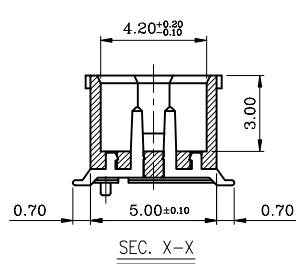
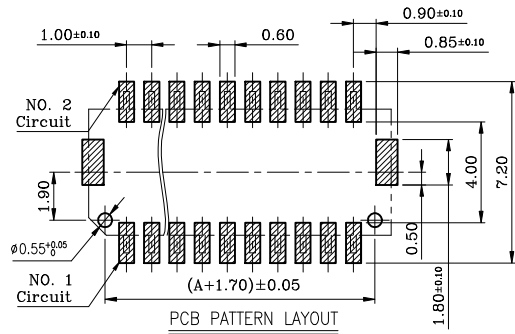
QUALITY SYMBOLS
MAJOR Ⓢ
CRITICAL Ⓢ
GENERAL TOLERANCES (UNLESS SPECIFIED)
.X ±0.5
.X ±0.25
.XX ±0.15
.XXX ±0.1
ANGLES ±2°

DRAWN BY
Zhu, Wei
23'/02/17
CHECKED BY
Xu, Zhi Yong
23'/02/17
APPROVED BY
Xu, Zhi Yong
23'/02/17
UNITS
mm
SCALE
4 : 1

DATE
23'/02/17
DATE
23'/02/17
DATE
23'/02/17
SIZE
A4
RFG NO.
NA
SHEET NO.
3 OF 4
REV
Z
DWG NO.
50238-XXXXX-XXX



TITLE
1.0mm WTB D/R WAFER SMT S/T TYPE



Production site : KS

- NOTES:
- MATERIAL:
 - HOUSING: HALOGEN FREE PLASTIC,UL94V-0.
 - CONTACT: COPPER ALLOY
 - FITTING NAIL: COPPER ALLOY
 - FINISH:
 - CONTACT: PLS SEE ACES P/N LEGEND
 - FITTING NAIL: PLS SEE ACES P/N LEGEND
 - REFLOW SOLDER CAPABLE TO 260°C PER ACES SPEC.
 - SPEC. PLS. REFER TO PS-50238-xxxxx-xxx
 - PACKAGE PLS SEE ACES P/N LEGEND
 - PART NUMBER

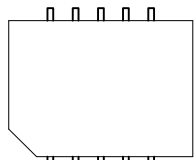
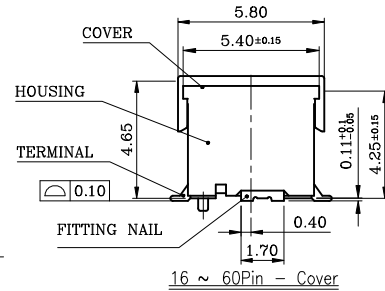
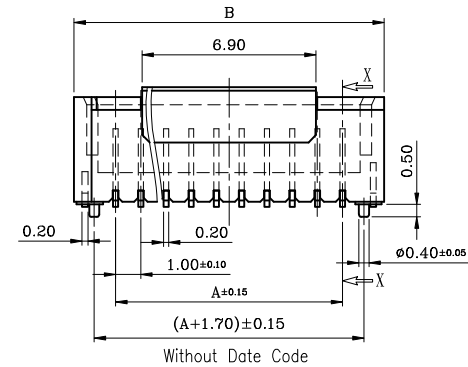
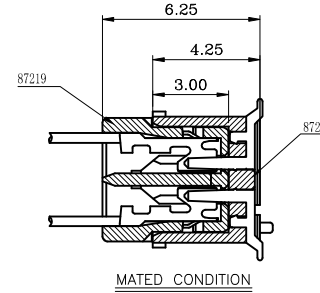
P/N LEGEND
50238-XXX X X-XXX

XXX	Boss	Color	PACKING
005	With Boss	Black	87216-XX0X-TRP

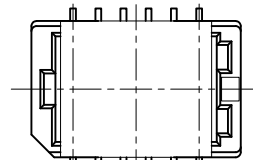
NO OF CKT

PACKING
7:TAPE&REEL WITH COVER

PLATING
1:GOLD FLASH



10PIN WITH MYLAR



8,12,14 Pin - Mylar

CKT	Dim A	Dim B	Dim C	M/Size or Cover
24	11.0	14.3	12.4	50238-C

QUALITY SYMBOLS
MAJOR Ⓢ
CRITICAL Ⓢ
GENERAL TOLERANCES (UNLESS SPECIFIED)
.X ±0.5
.X ±0.25
.XX ±0.15
.XXX ±0.1
ANGLES ±2°

DRAWN BY
Zhu, Wei
23'/02/17
CHECKED BY
Xu, Zhi Yong
23'/02/17
APPROVED BY
Xu, Zhi Yong
23'/02/17
UNITS
mm
SCALE
4 : 1

DATE
23'/02/17
DATE
23'/02/17
DATE
23'/02/17
SIZE
A4
REV
Z
RFQ NO.
NA
DWG NO.
50238-XXXXX-XXX



TITLE
1.0mm WTB D/R WAFER SMT S/T
TYPE