




Achieve Your Ideas.

ACES offers extensive design, engineering and manufacturing to serve various products in industrial, medical, computer peripheral, business equipment, home entertainment and telecommunications.



# 宏致電子股份有限公司

## ACES ELECTRONICS COMPANY PROFILE

李舒韵

December 4, 2014



# Agenda

---

▶▶ Company Overview 公司簡介

▶▶ Product Introduction and Applications

產品介紹及應用說明

▶▶ Financial Results 財務結果




Achieve Your Ideas.

ACES offers extensive design, engineering and manufacturing to serve various products in industries like medical, computer peripherals, business equipment, home entertainment and telecommunications.

# 公司簡介




- \* 創立時間：西元1996年11月7日
- \* 資本總額：新台幣12億5仟萬元
- \* 員工人數：約5,000人 (2014年9月)
- \* 總公司：桃園縣中壢市東園路13號
- \* 子公司：東莞宏致、昆山宏致、昆山奇致商貿、  
新加坡宏致、重慶宏高、蘇州加利斯精密  
宏致日本株式会社、美國宏致
- \* 主要產品：電腦、通訊等產品使用之高精密連接器
- \* 認 證：ISO 9001、ISO 14001、TL9000、TS16949、UL 認證等



## Wire To Board (WTB)


### 線對板連接器



連接至筆記型電腦主機板  
(Connecting to  
Motherboard of NB)

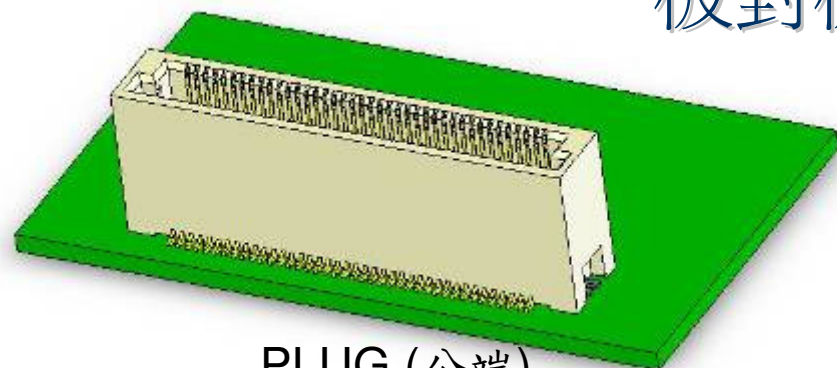
連接至 TFT LCD 面板  
(Connecting to TFT LCD  
Panel)



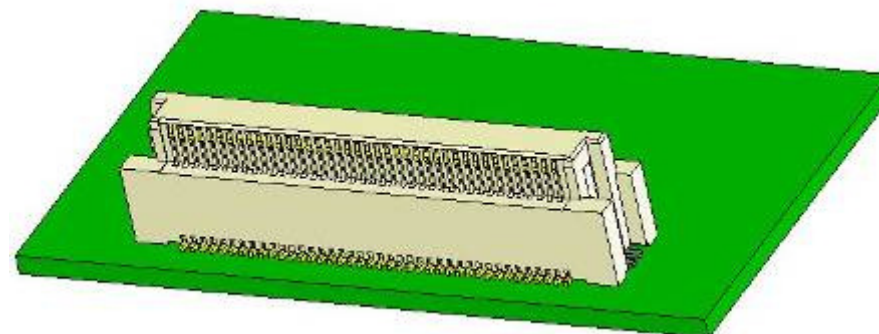


## Board To Board (BTB)

### 板對板連接器


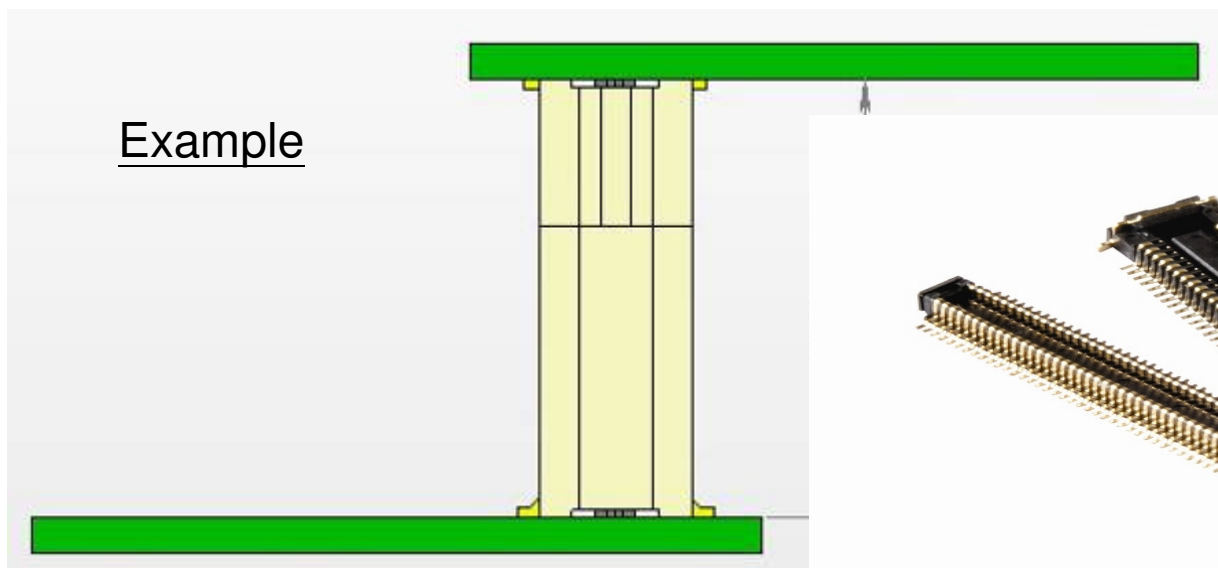


PLUG (公端)



RECEPTACLE (母端)

Example

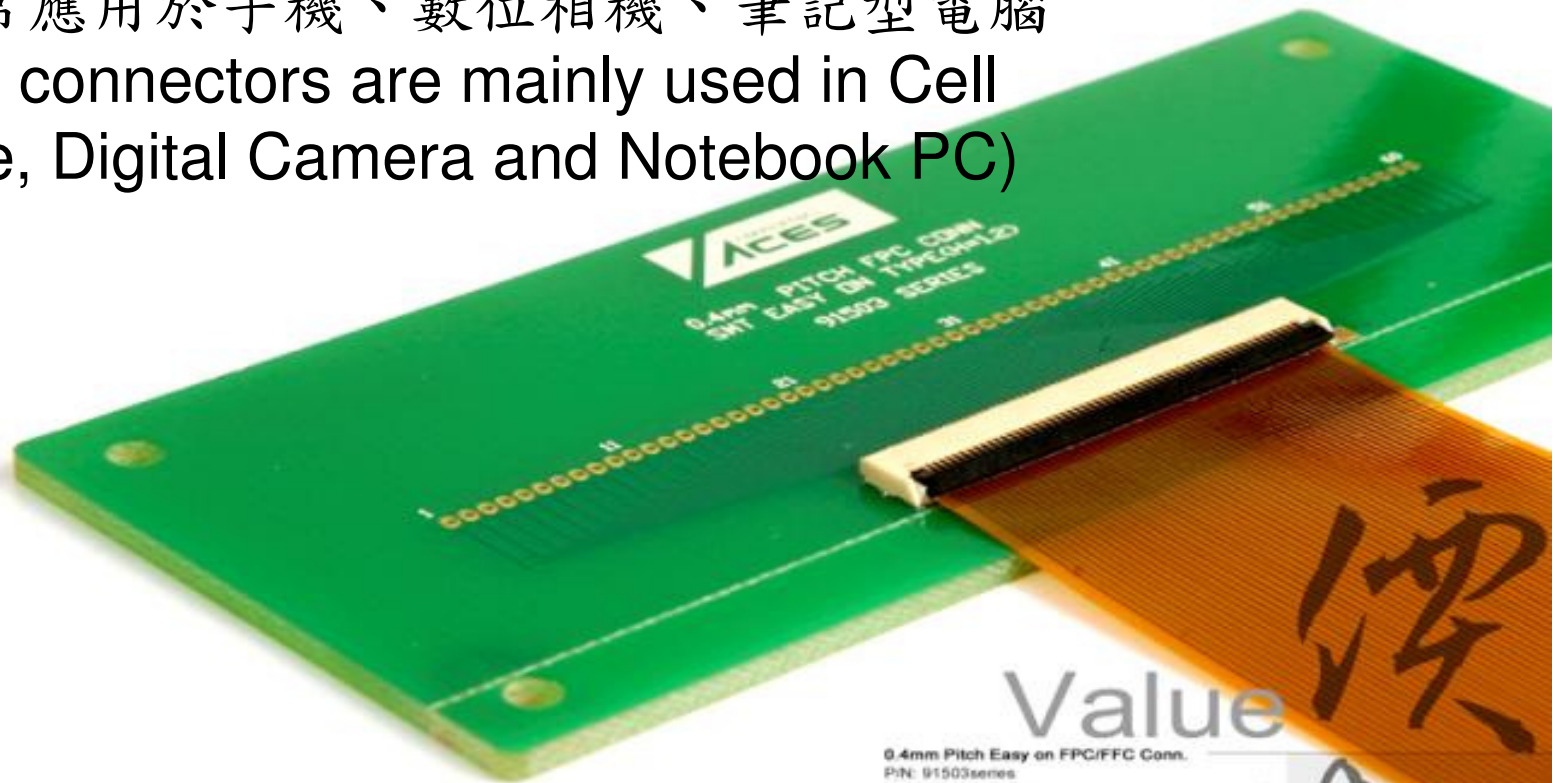




## F P C


## 軟排線連接器

FPC 常應用於手機、數位相機、筆記型電腦  
(FPC connectors are mainly used in Cell  
Phone, Digital Camera and Notebook PC)




0.4mm Pitch Easy on FPC/FFC Conn.  
Pin: 91503series  
Type: SMT, R/A, B/C  
Product Height: 1.2mm  
Cable thickness: 0.20±0.03mm






## Card 卡類連接器




筆記型電腦插卡  
(Express Card)



手機 SIM 卡

# 合併綜合損益表 (YoY)



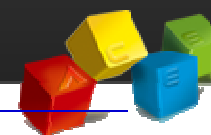
|                             | 2014 1-9月<br>(核閱數) |        | 2013 1-9月<br>(核閱數) |        | YoY<br>Change % |
|-----------------------------|--------------------|--------|--------------------|--------|-----------------|
| 營業收入 <sup>(a)</sup>         | 3,113,662          | 100.0% | 2,936,736          | 100.0% | 6.0%            |
| 營業成本                        | -2,151,451         | -69.1% | -2,160,316         | -73.6% | -0.4%           |
| 營業毛利                        | 962,211            | 30.9%  | 776,420            | 26.4%  | 23.9%           |
| 營業費用                        | -696,429           | -22.4% | -681,239           | -23.2% | 2.2%            |
| 營業利益                        | 265,782            | 8.5%   | 95,181             | 3.2%   | 179.2%          |
| 營業外利益(損失)                   | 244,950            | 7.9%   | 37,501             | 1.3%   | 553.2%          |
| 稅前淨利                        | 510,732            | 16.4%  | 132,682            | 4.5%   | 284.9%          |
| 所得稅利益(費用)                   | -114,918           | -3.7%  | -35,991            | -1.2%  | 219.3%          |
| 稅後淨利                        | 395,814            | 12.7%  | 96,691             | 3.3%   | 309.4%          |
| 每股盈餘(新台幣元) <sup>(b)</sup>   | NT\$3.22           |        | NT\$0.79           |        |                 |
| 折舊及攤銷                       | 283,917            | 9.1%   | 279,435            | 9.5%   |                 |
| 其他營業收入                      | 200,129            | 6.4%   | 180,547            | 6.1%   |                 |
| <b>EBIDA</b><br>(營業淨利+折舊攤銷) | 549,699            | 17.7%  | 374,616            | 12.8%  |                 |

(a) 營業收入係包括銷貨收入及其他營業收入

(b) 每股盈餘係以期末流通在外股數計算



# 合併資產負債表



單位：新台幣仟元


|        | 2014年9月30日<br>(核閱數) | 2013年12月31日<br>(查核數) | 2012年12月31日<br>(查核數) |
|--------|---------------------|----------------------|----------------------|
| 現金餘額   | 2,062,297           | 1,934,850            | 1,922,429            |
| 應收帳款淨額 | 1,213,814           | 1,054,779            | 1,166,680            |
| 存貨淨額   | 385,977             | 378,829              | 402,070              |
| 短期負債   | 633,493             | 1,023,813            | 1,153,689            |
| 長期負債   | 60,000              | 60,000               | -                    |
| 資本     | 1,249,999           | 1,244,009            | 1,243,919            |
| 股東權益   | 4,023,152           | 3,781,062            | 3,494,455            |
| 資產總額   | 6,467,463           | 6,391,005            | 6,317,070            |


|                          |     |     |     |
|--------------------------|-----|-----|-----|
| 存貨週轉率 (天) <sup>(a)</sup> | 49  | 50  | 47  |
| 應收帳款收現天數 (天)             | 99  | 102 | 100 |
| 負債比率                     | 38% | 41% | 44% |
| 負債與股東權益比率                | 61% | 69% | 81% |

(a) 以銷貨成本並年化計算

# 合併現金流量表



| 單位：新台幣仟元      | 2014 1-9月<br>(核閱數) | 2013年<br>(查核數) | 2012年<br>(查核數) |
|---------------|--------------------|----------------|----------------|
| 營業活動之淨現金流入    | 419,770            | 544,533        | 567,329        |
| 淨利            | 510,732            | 250,903        | 373,744        |
| 折舊及攤銷         | 283,917            | 378,062        | 338,951        |
| 投資活動之淨現金流出    | 70,557             | -377,455       | -665,200       |
| 購置固定資產        | -315,225           | -422,544       | -370,027       |
| 處分有價證券        | 361,922            | 26,146         | -              |
| 籌資活動之淨現金流入(出) | -377,529           | -230,898       | -438,655       |
| 支付現金股利        | -                  | -147,571       | -430,230       |
| 長、短借款及償還公司債增力 | -390,320           | -83,512        | -12,390        |
| 期末現金餘額        | 2,062,297          | 1,934,850      | 1,922,429      |
| 自由現金流量        | 490,327            | 167,078        | -97,871        |



力求務實  
向不可能的任務挑戰

**ACES**

connectors  
**ACES** Let's touch the world.